e.h.price

First in Quality, **First** in Service.

STOCK BOOK

VANCOUVER

REV. 3

PRODUCTS AVAILABLE FROM:

Price Industries Ltd
www.priceindustries.com

Tamco Dampers
www.tamco.ca

Ouellet Electric Heating
www.ouellet.com/en-us/default.aspx

Universal Fan & Blower Ltd.
www.universalfan.com

The VMC Group
www.thevmcgroup.com

Delhi
www.delhi-industries.com

Chromalox
www.chromalox.com

Seiho
www.seiho.com

Young Regulator
www.youngregulator.com

Belimo
www.belimo.com

Panasonic
www.panasonic.com/building

Plastec Ventilation, Inc
www.plastecvent.net

Reversomatic
www.reversomatic.com

Broan-NuTone
www.broan-nutone.com

Greenheck
www.greenheck.com

Nu-Air Ventilation
www.nu-airventilation.com

Franklin Control Systems
www.franklin-controls.com

Nederman
www.nederman.com

Canarm/Leaderfan
www.canarm.com

FHP
www.bosch-climate.us

Vulcan Radiators
www.vulcanrad.com

Air Louvers Inc.
www.activarcpg.com/air-louvers

Fantech
www.fantech.net

Air Concepts Inc.
www.airconceptsinc.com

AAF Flanders
www.aafintl.com

Neptronic
www.neptronic.com

Biddle Climate Solutions
www.biddle.ca

Envirofan
www.envirofan.com

Banvil 2000
www.banvil2000.com

ICC
www.icc-rsf.com/en

DuctSox
www.ductsox.com

PRODUCTS AVAILABLE FROM:

SolutionAir
www.solutionairgroup.com

Venmar
www.venmar.ca

Ortech
www.ortechindustries.ca

Hays Fluid Controls
www.haysfluidcontrols.com

Big Ass Fans
www.bigassfans.com

Schwank
www.schwankgroup.com

ICR
www.caldyn.com

Flow Sciences
www.flowsciences.com

Acutherm
www.acutherm.com

Lifebreath
www.lifebreath.com

Carrier
www.carrier.com

Gripple
www.gripple.com

CET
www.critical-environment.com

Honeywell
www.honeywell.com

UNITECH
www.unitechair.com

FISAIR
www.fisair.com

KEWAUNEE
www.kewaunee.com

VPC
www.vpcfiberglass.com

VTS
www.vtsgroup.com

TABLE OF CONTENTS

Product	Description	Page #
5020CC	YR Dampers	5
270-275B-Q/301B-Q, BCW-50, 030-12	YR Bowden Cable Controls	5
FDD	Price Dynamic Fire Damper	5
RDAR	Access Doors	5
Prodigy Series PPD2	Price Personal Self-Modulating Diffusers, PRC Dampers	6
SCD/31/24x24/B12	Price SCD Ceiling Diffusers	7
SCDA/3/24x24/B12	Price SDCA Diffusers	7
SPD/31/24x24/B12	Price SPD Plaque Diffusers	7
RCDE/B12, RCDA/B12	Price RCDE & RCDA Diffusers	8
RPD/B12	Price RPD Diffusers	9
SPF	Price Drywall Plaster Frame	9
VCR8E, VCR8EC	Price Diffuser Accessories	9
Registers	Price Double Deflection Grille c/w Damper	10
Grilles	Price Single Deflection Grille	11
80/F/A/B12	Price Egg Crate Returns	12
80 Core/B12, 80/TB/B12	Price 80 - Egg Crate Grilles	12
85/F/A/B12, 85/CH/0/B12, 85 Core	Price 85 - 45 Degree Egg Crate Grilles	13
SDS100	Price SDS100 - Drywall Linear Slot Diffusers	13
TBD875, TBD8100	Price T-Bar Plug-In Diffusers	13
1900A	Air Louvers 1900A Fire Rated Door Grilles	14
STG1/BF/B15	Price STG Door Grilles	14
1000	Tamco Control Dampers, Flangeless	15
DE439	Price 39 Degree Blade Extruded Drainable Louver	15
AF120-S/AFBUP-S/LF120-S US/TFB120-S	Belimo Actuators	15
PAV-100/PAV-125/PAV-150	Price PAV Round Diffusers	15
SAV-100/SAV-125/SAV-150	Price SAV Round Supply Diffusers	15
EAV-100/EAV-125/EAV-150	Price EAV Round Exhaust Diffusers	15
SDV5000	Price SDV5000 - Single Duct Terminal Units	16
ATT-3	Price ATT-3 - Attenuator	16
Hot Water Coil	Price Heating Coils	16
G	Greenheck Direct Drive Centrifugal Roof Exhausters	17-19
GB	Greenheck Model GB – Belt Drive Centrifugal Roof Exhausters	20-25
CUBE	Greenheck Centrifugal Roof Exhausters Belt Drive, Upblast	26-32
CSP A110-A780	Greenheck Ceiling Exhaust Fans	33
CSP A900-A2150	Greenheck Ceiling Exhaust Fans	34
SP B110-B150	Greenheck Ceiling Exhaust Fans	35
SP A110-A1550	Greenheck Ceiling Exhaust Fans	36
CSP A390-VG - A710-VG	Greenheck Ceiling Exhaust Fans	37
CSP A1050-VG	Greenheck Ceiling Exhaust Fans	38
SP A390-VG - A710-VG	Greenheck Ceiling Exhaust Fans	39
SP A1050-VG	Greenheck Ceiling Exhaust Fans	40
385253, 385806, 385611, 867008, 867009, 385822	Greenheck VG Added Parts & Accessories	41
XP2-LG-10FT/15FT	Gripple Parts & Accessories Duct Hanger Loop	42
XP2-EYQG-10FT/15FT, XP2-EY90QG-10FT/15FT	Gripple Parts & Accessories Duct Hanger Eyelets	42
GS10-10E4-R4-2P, GS12-10E4-R4-2P, GS19-10E4-R5-2P	Gripple Parts & Accessories Seismic Kits	42
Whisper Ceiling Series	Panasonic Ceiling Mounted Ventilation Fans	43
SDF200, AS-10, Lint Trap-DS	Ortech Ventilation Fans	44
ODDSS-100-3	Ortech ODDSS-100-3 Fan	44
SSH	UBS Box Spring Isolators	45
CH-E21 - E415	UBS Isolator/Restraints	45
CK	UBS Hanging Vibration Isolators	45
HET01-R	Ortech Programmable Switches	46
Fan Speed Control Model 5W, Model 10W	Ortech Motor and Fan Controllers	46
DWOS	Ortech Sensors	46
DD500W	Ortech Controls & Electrical	46
RREM-DCQ014-W	Canarm DC Industrial Fan Wall Control	47
RREM-DCQ014-W	Canarm DC Industrial Fan	47
BDA 4, BDA 5, BDA6, BDA8, BDA10, BDA12	Ortech BDA Round Backdraft Dampers	47
RAP	Price Room Air Purifier	48
MAX XTR	Lifebreath Residental Energy Recovery Ventilator	49
DXPL03	Lifebreath Digital Wall Control	49
Air Box #1 (400 CFM), Air Box #2 (800 CFM)	Stealth Filter Boxes	50

DAMPERS

Model 5020CC

Size 6" Diameter	Size 10" Diameter
Size 8" Diameter	Size 12" Diameter

BOWDEN CABLE CONTROLS

Model 270-275B-Q

Model 270-275B-Q
with Angle Bracket for others' Dampers with 5/16" Rd or 1/4" Sq Rdv

Model BCW-50
Bulk Casing and Wire - 50' Length

Model 030-12
Control Wrench

DYNAMIC FIRE DAMPERS





Type-A Horizontal	
6 x 6	16 x 8
8 x 6	16 x 10
8 x 8	16 x 12
10 x 6	16 x 16
10 x 8	18 x 12
10 x 10	20 x 14
12 x 6	20 x 18
12 x 8	22 x 22
12 x 10	24 x 6
12 x 12	24 x 8
14 x 8	24 x 10
14 x 10	24 x 12
14 x 12	24 x 18
14 x 14	24 x 24

Type-C Horizontal Fire Dampers	
6" ø	16" ø
8" ø	18" ø
10" ø	20" ø
12" ø	24" ø
14" ø	

True Round Fire Dampers	
8" ø	12" ø
10" ø	

All additional sizes & types available for custom order on 24hr, 2 day, 3 day, 5 day, 10 day & standard build slimline fire dampers ceiling radiation

Duct Access Doors
RDAR-AA - 8 x 5
RDAR-A - 11.5 x 7
RDAR-B - 17 x 11
RDAR-C - 21.5 x 16.5
RDAR-D - 27.5 x 21.5

Replacement Fusible Links
165°
212°

PPD2 PERSONAL SELF-MODULATING DIFFUSERS

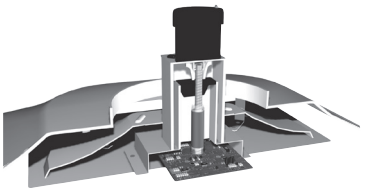

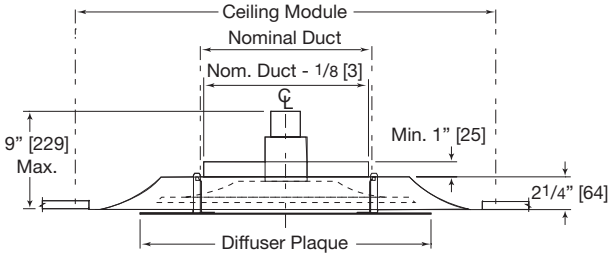

Dimensional Data

Ceiling Module Imperial	Nominal Duct
24 x 24 (610 x 610)	6,8,10,12 (152, 203, 254,305)

PRODIGY SERIES MODEL PPD2

VAV Cooling and Heating Diffuser c/w Wall Mounted LCD Thermostat, 115/24V Transformer

PERFORMANCE DATA - MAXIMUM FLOW SELECTION TABLE

Inlet Size	Neck Velocity Velocity Pressure	400 0.010	500 0.016	600 0.022	700 0.031	800 0.040	900 0.050	1000 0.062
6"	Static Pressure	0.056	0.087	0.124	0.167	0.216	0.272	0.333
	Total Pressure	0.066	0.102	0.146	0.197	0.256	0.322	0.396
	CFM	79	98	118	137	157	177	196
	NC	21	25	29	33	36	38	40
	Throw, ft.	2-3-5	3-4-6	3-4-6	4-5-7	4-5-7	4-5-8	5-6-8
8"	Static Pressure	0.035	0.054	0.077	0.105	0.137	0.174	0.215
	Total Pressure	0.045	0.070	0.099	0.136	0.177	0.224	0.277
	CFM	140	175	209	244	279	314	349
	NC	--	17	22	26	30	34	37
	Throw, ft.	2-3-7	3-4-7	3-5-8	4-6-9	5-7-9	5-7-10	6-7-11
10"	Static Pressure	0.031	0.049	0.070	0.096	0.124	0.158	0.194
	Total Pressure	0.041	0.064	0.092	0.126	0.164	0.208	0.257
	CFM	218	273	327	382	436	491	545
	NC	--	19	24	29	33	36	39
	Throw, ft.	4-5-9	4-7-11	5-8-12	6-9-12	7-9-13	8-10-14	9-11-15
12"	Static Pressure	0.056	0.071	0.103	0.140	0.183	0.231	0.285
	Total Pressure	0.056	0.087	0.125	0.171	0.222	0.282	0.348
	CFM	314	393	471	550	628	707	785
	NC	19	25	30	35	38	42	45
	Throw, ft.	5-8-11	6-9-13	8-10-14	9-11-15	9-11-16	10-12-17	10-13-18

PRICE Prodigy®:

PPD2 is suitable for applications that require dedicated heating and cooling cycles. To properly sense room temperature while in the heating mode, the unit features a wall thermostat with temperature sensor.

FEATURES:

- Thermostat with room temperature sensor for heating mode.
- Face mounted room temperature sensor for cooling mode.
- Setpoint adjustment at the thermostat.
- T-Bar mounting frame for 24 x 24 grids.
- B12 White Finish.
- Optional mounting for drywall ceilings - SPF frame in stock.
- Optional relief collar for pressure relief - PRC in stock.

ACCESSORIES:

LCD THERMOSTAT

PRESSURE RELIEF COLLAR (PRC)

price SCD CEILING DIFFUSERS

SCD/31/24X24/B12
Square Cone Diffusers

Size	SCD/31 (T-Bar & Panel)			CFM	
	12 x 12	20 x 20	24 x 24	NC 25	NC 30
5	•			163	190
6	•	•		209	243
8	•	•		305	361
6			•	215	251
8			•	340	405
10		•	•	491	581
12			•	654	785

- Steel construction
- True 360° radial horizontal
- Special contour design prevents smudging and streaking
- Excellent performance for VAV applications
- T-Bar or surface mount
- Available in panels to fit standard module dimensions
- 4th cone available

Type 31 - T-Bar Mount

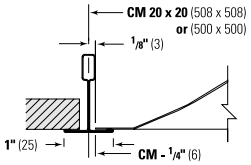

Type 31 - Surface Mount

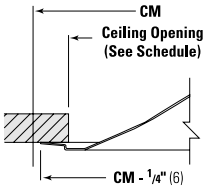

Type 31 - T-Bar Mount,
20 x 20 module

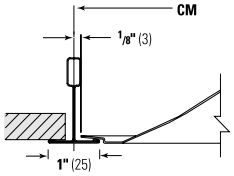

price SDCA DIFFUSERS



SCDA/3/24X24/B12
Adjustable Square Cone Diffusers -
24 x 24 Full Face Model T-Bar Mount

Size	CFM	
	NC 25	NC 30
6	1856	213
8	305	349
10	450	518
12	609	707
14	800	900

- Steel construction
- True 360° radial horizontal air pattern
- Adjustable pattern controllers to provide either a horizontal or vertical air pattern for heating and cooling applications.
- Excellent performance for VAV applications
- Special contour design prevents smudging and streaking
- T-Bar mounting frame for 24 x 24 grids
- B12 White Finish
- 4th cone available

price SPD PLAQUE DIFFUSERS

SPD/31/24X24/B12
Square Plaque Diffusers - 24 x 24 Full Face Model

Size	SPD/31			CFM	
	12 x 12	20 x 20	24 x 24	NC 25	NC 30
5	•				
6	•	•	•	210	245
8	•	•	•	330	385
10		•	•	470	545
12			•	625	725
14			•	800	900

- Steel construction
- Radial horizontal air pattern
- Excellent performance for VAV applications
- B12 White Finish

price RCDE & RCDA DIFFUSERS

RCDE/B12
Two Position Round Cone Diffusers

Size	CFM			NC 30	
	NC 25	NC 30	NC 35	Radius of Diffusion VT=100	S.P. Horizontal Position
6"	175	200	235	6	.10
8"	240	275	325	7	.09
10"	425	490	50	9	.09
12"	610	705	805	11	.08
14"	680	800	930	12	.10

PERFORMANCE NOTES:
1. Radius of diffusion shown in feet, based on horizontal air pattern and 20°F cooling differential.
2. S.P. shown in inches of water.

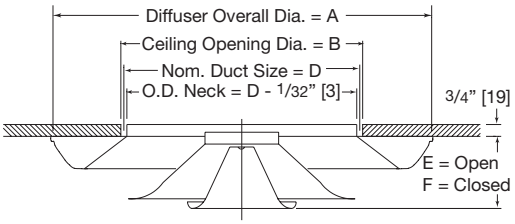

Dimensional Data (Imperial: in. | Metric: mm)					
Sizes	A	B	D	E	F
6"	11 1/8 (283)	6 1/2 (165)	6 (152)	1 3/4 (45)	1 1/8 (29)
8"	14 3/4 (375)	8 1/2 (216)	8 (203)	2 1/8 (54)	1 1/2 (38)
10"	18 1/4 (464)	10 1/2 (267)	10 (254)	2 7/8 (73)	2 1/8 (54)
12"	22 (559)	12 1/2 (318)	12 (305)	3 1/8 (79)	2 3/8 (60)
14"	26 (660)	14 1/2 (368)	14 (356)	3 3/4 (86)	2 5/8 (67)

RCDA/B12
Adjustable Round Cone Diffusers

Size	CFM			NC 30	
	NC 25	NC 30	NC 35	Radius of Diffusion VT=100	S.P. Horizontal Position
6"	165	195	228	5	.07
8"	275	325	385	6	.06
10"	415	490	580	8	.06
12"	590	685	810	9	.06
14"	770	880	1060	10	.05

PERFORMANCE NOTES:
1. Radius of diffusion shown in feet, based on horizontal air pattern and 20°F cooling differential.
2. S.P. shown in inches of water.

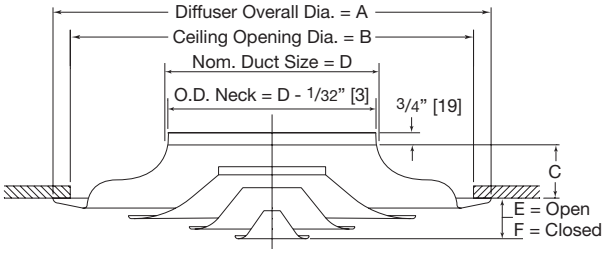

Dimensional Data (Imperial: in. | Metric: mm)						
Sizes	A	B	C	D	E	F
6"	13 1/2 (343)	12 (305)	1 5/8 (41)	6 (44)	1 3/4 (44)	15/16 (24)
8"	18 (457)	16 (406)	2 1/8 (54)	8 (56)	2 3/16 (56)	1 3/16 (30)
10"	22 1/2 (572)	20 (508)	2 5/8 (67)	10 (68)	2 11/16 (68)	1 7/16 (37)
12"	27 (686)	24 (610)	3 1/4 (83)	12 (79)	3 1/8 (79)	1 5/8 (41)
14"	31 1/2 (800)	28 (711)	3 3/4 (95)	14 (100)	3 15/16 (100)	1 15/16 (49)
16"	36 (914)	32 (813)	4 1/4 (108)	16 (108)	4 1/4 (108)	2 1/4 (57)

price RPD DIFFUSERS

RPD/B12
Round Plaque Diffuser

Size	CFM			NC 30	
	NC 25	NC 30	NC 35	Radius of Diffusion VT=100	S.P. Horizontal Position
6"	196	235	274	7	0.17
8"	349	419	489	11	0.23
10"	545	654	763	13	0.23
12"	707	785	942	14	0.17

PERFORMANCE NOTES:

1. Radius of diffusion shown in feet, based on horizontal air pattern and 20°F cooling differential.
2. S.P. shown in inches of water.

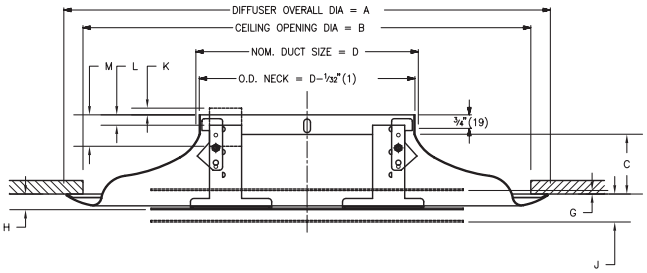

					PLAQUE POSITION REFER. TO CEILING LINE			PLAQUE WEB HEIGHT REFER. TOP OF INLET		
					VERT PATTERN	HOR 1 PATTERN	HOR 2 PATTERN	VERT PATTERN	HOR 1 PATTERN	HOR 2 PATTERN
NOM. SIZE	A	B	C	D	G	H	J	K	L	M
6"	14 (356)	12 (305)	1 5/8 (41)	6 (152)	-5/16 (-8)	3/8 (10)	1/2 (13)	5/16 (8)	-3/8 (-10)	-9/16 (-14)
8"	18 (457)	16 (406)	2 1/8 (54)	8 (203)	-1/8 (-3)	9/16 (14)	1 1/16 (27)	1/4 (6)	-7/16 (11)	-15/16 (-24)
10"	22 1/2 (572)	20 (508)	2 5/8 (67)	10 (254)	7/16 (11)	1 3/16 (30)	1 1/2 (38)	7/16 (11)	-1/4 (-6)	-9/16 (-14)
12"	27 (686)	24 (610)	3 1/4 (83)	12 (305)	0	1 (25)	1 3/8 (35)	3/8 (10)	-5/8 (16)	-15/16 (-24)

price SPF DRYWALL PLASTER FRAME



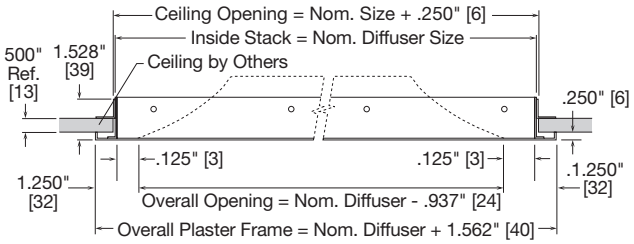

24 x 24 Ceiling Diffusers and Registers

12 x 12	20 x 20	24 x 24

price DIFFUSER ACCESSORIES

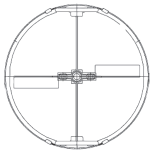

VCR8
Butterfly Type Volume Control Dampers

6"	10"
8"	12"

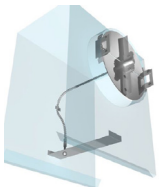

VCR8EC
Cable Operated Damper

6"	10"
8"	12"

price® DOUBLE DEFLECTION GRILLE C/W DAMPER

Size	CFM			NC 30	
	NC 25	NC 30	NC 35	Throw VT=100	S.P.
6 x 6	170	200	235	18	.10
8 x 4	170	200	235	18	.10
8 x 6	239	277	324	22	.093
8 x 8	333	390	470	26	.084
10 x 4	205	243	283	20	.098
10 x 6	293	352	410	24	.089
10 x 8	383	447	532	26	.084
10 x 10	480	566	672	31	.075
12 x 4	239	277	324	22	.093
12 x 6	333	390	470	26	.084
12 x 8	480	566	672	31	.075
12 x 10	534	643	760	33	.074
12 x 12	675	797	936	37	.054
14 x 4	266	312	372	23	.090
14 x 6	383	447	532	26	.084
14 x 8	534	643	760	33	.074
14 x 10	620	730	860	32	.049
14 x 14	855	1005	1190	38	.044
16 x 6	430	505	590	23	.065
16 x 8	629	741	890	30	.084
18 x 4	330	390	470	26	.146
18 x 6	480	566	672	31	.075
18 x 8	675	797	936	37	.067
18 x 10	750	900	1070	40	.065
18 x 12	973	1147	1340	44	.063
18 x 14	1115	1310	1535	43	.041
18 x 18	1460	1660	1950	53	.040
24 x 8	855	1012	1180	41	.063
24 x 10	1045	1237	1450	46	.058
24 x 12	1224	1440	1697	49	.054
24 x 14	1460	1660	2080	53	.040
24 x 16	1525	1900	2230	57	.040
24 x 18	1782	2085	2500	59	.048
24 x 24	2242	2620	3096	66	.044



Double Deflection Louvered Supply Grilles c/w Damper

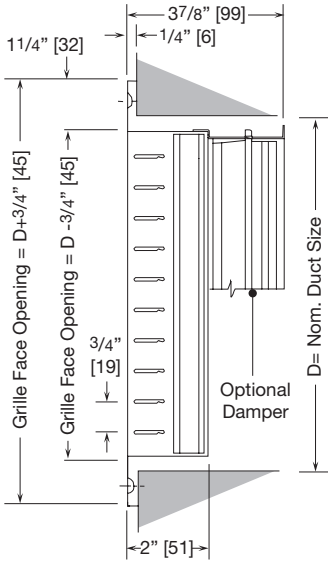

F - Border

S - Blades in front to short dimension

A - Screwhole fastenings

PERFORMANCE NOTES:

1. Throw data based on supply air and room air being at isothermal conditions.
2. S.P. shown in inches of water. conditions.

price SINGLE DEFLECTION GRILLE



Single Deflection Fixed Blade Louvered Return Grilles

Size	CFM		
	NC 25	NC 30	NC 35
6 x 6	110	130	162
8 x 4	110	130	162
8 x 6	156	185	215
8 x 8	225	265	320
10 x 4	132	160	195
10 x 6	200	238	275
10 x 8	255	310	368
10 x 10	315	390	480
12 x 8	315	390	480
12 x 12	470	570	682
14 x 6	255	310	368
14 x 8	370	450	540
14 x 10	470	570	615
14 x 14	590	725	855
16 x 8	470	570	615
16 x 16	800	960	1120
20 x 20	1140	1380	1670
24 x 8	590	725	840
24 x 12	860	1040	1260
24 x 24	1023	1232	1500

PERFORMANCE NOTES:

1. S.P. shown in inches of water..

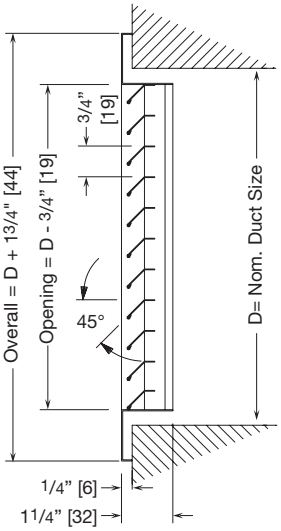

3/4" (19) Blade Spacing Fixed Louvers, No Damper

price 80 - EGG CRATE GRILLES



80/F/A/B12
1/2" Egg Crate Return Surface Mount
No Damper Recessed Screw Holes

Size	CFM	
	NC 25	NC 30
6 x 6	195	222
8 x 8	390	446
10 x 8	449	512
10 x 10	570	651
12 x 12	820	930
14 x 14	1049	1180
16 x 8	749	856
16 x 16	1220	1380
18 x 18	1664	2080
20 x 20	2119	2520
22 x 22	2488	2877
24 x 12	1530	1755
24 x 24	2816	3249



85 CORE

Size	CFM	
	NC 25	NC 30
24 x 6	500	600
24 x 12	832	1040
24 x 24	1350	1600
24 x 48	2175	2700

price 80 - EGG CRATE GRILLES

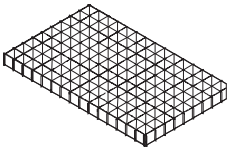

80 CORE/B12
Egg Crate Returns (Core Only) T-Bar Lay-In Models
Aluminum Grid 0° Deflection 1/2" x 1/2" x 1/2" (13)

Size	CFM		
	NC 20	NC 25	NC 30
24 x 6	670	760	860
24 x 8	1040	1190	1360
24 x 12	1550	1740	1990
24 x 18	2250	2560	2950
24 x 24	2350	2790	3200
48 x 24	4700	5580	6400

PERFORMANCE NOTES:
1. S.P. shown in inches of water.



80/TB/B12
1/2" Egg Crate Face Return T-Bar Lay-In Models No Damper

Size	Module Size	CFM	
		NC 25	NC 30
22 x 4	24 x 6	785	893
22 x 6	24 x 8	1049	1101
22 x 8	24 x 10	1387	1564
22 x 10	24 x 12	1530	1755
22 x 16	24 x 18	2224	2572
22 x 22	24 x 24	2816	3249

price 85 - 45 DEGREE EGG CRATE GRILLES



SDS100 with SDB Plenum, Single Slot

Size	CFM	
	NC 25	NC 30
48”	140	160
60”	171	200

SDS100 with SDB Plenum, Two Slot

Size	CFM	
	NC 25	NC 30
48”	235	280
60”	290	340

price T-BAR PLUG-IN DIFFUSERS



Model TBD875
Single Slot

Nominal Length	Inlet	CFM		NC 30
		NC 25	NC 30	Throw VT = 50
48" Long	6	120	150	9
60" Long	7	150	190	10

Model TBD8100
Single Slot

Nominal Length	Inlet	CFM		NC 30
		NC 25	NC 30	Throw VT = 50
48" Long	7	150	180	8
60" Long	8	180	220	9

- Finish: Air pattern control blades: B17 Black Finish
- Diffuser shell: Mill Finish

price SDS100 - LINEAR SLOT DIFFUSERS

SDS100, Single Slot

Size	CFM	
	NC 25	NC 30
48”	180	210
60”	210	250

SDS100, Two Slot

Size	CFM	
	NC 25	NC 30
48”	310	360
60”	360	420

- Finish: Air Pattern Control Blades: B17 Black Finish
- Diffuser Frame: B12 White Finish

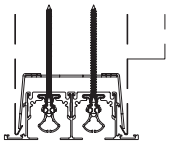

SDS Type 2
Flange Frame
Concealed Mounting

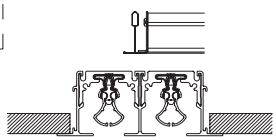

SDS Type 14
Flush mount lay-in



SDS Type 8A
Concealed Plaster Frame
Screw Mounting

1900A FIRE RATED DOOR GRILLES

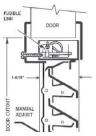

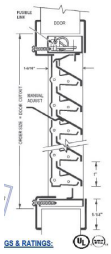

Size
12 x 12
18 x 12
18 x 14
18 x 18
24 x 18
24 x 24

Colours
SI – Silver

STG DOOR GRILLES



STG1/BF/B15 (SILVER)
Steel Transfer / Door Grilles w/ Border on Both Sides

Size	CFM	
	NC 25	NC 30
12 x 6	125	165
12 x 8	145	180
12 x 12	220	260
14 x 10	220	260
14 x 14	250	390
16 x 8	185	225
16 x 12	250	390
16 x 16	275	375
18 x 12	260	320
18 x 18	315	380
20 x 12	270	330
20 x 16	315	380
20 x 20	355	430
24 x 12	300	375
24 x 18	370	450
24 x 24	440	535

PERFORMANCE NOTES:
1. S.P. shown in inches of water.

TAMCO 1000 - TAMCO CONTROL DAMPERS, FLANGELESS

Damper Width inches (mm)	1 in. w.g. 0.25 kPa	4 in. w.g. 1.0 kPa	6 in. w.g. 1.5 kPa	8 in. w.g. 2.0 kPa
0.0 to 12.0 (0 to 305)	1A	1	1	1
12.1 to 36.0 (306 to 915)	1A	1	1	1
36.1 to 48.0 (916 to 1220)	1A	1	N/A	N/A
48.1 to 60.0 (1221 to 1524)	1A	1	N/A	N/A

*Leakage Class 1A at 1 in. w.g. (0.25 kPa) static pressure differential. Standard air leakage data is certified under the AMCA Certified Ratings Program.

price DE439 - 4" DEEP, 39° BLADE EXTRUDED DRAINABLE LOUVER

Product Type	Drainable
Louver Appearance Options	Standard
	Continuous Blade
Material	Extruded Aluminum (Alloy 6063-T5)
Stationary Blade	0.081" (2.1 mm)
Frame	0.081" (2.1 mm)
Louver Depth	4.0" (102 mm)
Blade Angle	39°
Wind Load	25 psf (100 mph)
Free Area – 48" x 48" (1219 mm x 1219 mm) Unit	8.82 sq. ft. (0.82 sq. m.)
Percent Free Area	55.1%
Free Area Velocity at Beginning Point of Water Penetration (1)	886 FPM (4.50 m/s)
Stock Sizes	12" x 12", 16" x 16" 18" x 18", 24" x 12" 24" x 24"

BELIMO ACTUATORS

BELIMO ACUATORS

Model	Voltage	Torque
AF120-S	120 VAC	133 IN-LB
AFBUP-S	24-240 VAC 24-125 VDC	180 IN-LB
LF120-S US	120 AC	35 IN-LB
TFB120-S	120-240 AC	22 IN-LB

price SAV / EAV / PAV - ROUND DIFFUSERS

Item	Material	Size	Notes
PAV-100	Plastic	4"	-
PAV-125	Plastic	5"	-
PAV-150	Plastic	6"	-
SAV-100	Metal	4"	Supply
SAV-125	Metal	5"	Supply
SAV-150	Metal	6"	Supply
EAV-100	Metal	4"	Exhaust
EAV-125	Metal	5"	Exhaust
EAV-150	Metal	6"	Exhaust

price SDV5000 - SINGLE DUCT TERMINAL UNITS



SDV
Single Duct Terminal Unit - Controls By Others

Unit Size	L/s Min.	L/s Max.	CFM Min.	CFM Max.
6	31	260	65	550
8	59	519	125	1100
10	99	850	210	1800
12	142	1227	300	2600
14	203	1746	430	3700

- Can be used for VAV or CV application
- SP100 multi-point sensor & gauge taps
- Dual density internal insulation
- Minimal pressure drop and low noise generation
- AHRI certified

price HEATING COILS - 2 ROW

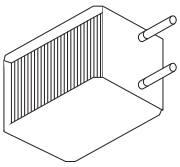

Coil Section

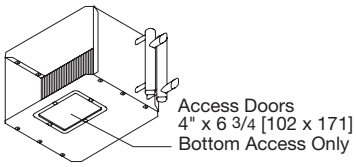

Coil Section c/w CAD
(Coil Access Door)

HOT WATER COIL
c/w Coil Access Door Two Row

Unit Size	B	C
6	12 (305)	8 (203)
8	12 (305)	10 (254)
10	14 (356)	12½ (318)
12	16 (406)	15 (381)

price ATT-3 - ATTENUATOR



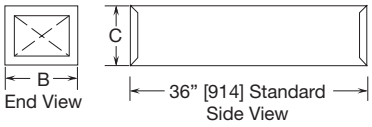

ATT-3
3 Foot Attenuator Section for
SDV & SPV Terminal Units

Unit Size	B Width	C Width
4, 6	12	8
8	12	10
10	14	12½
12	16	15
14	20	17½
16	24	18

GREENHECK MODEL G-070-DGEX-QD



MODEL G-070-DGEX-QD
Greenheck Roof Exhausters

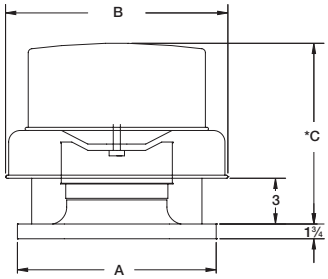

A	B	C*	Damper Size	Roof Opening
17	19 3/8	12 1/8	8 × 8	10 ½ × 10 ½

*May be greater depending on motor

Direct Drive	Motor HP	Fan RPM		Static Pressure in Inches wg									
				0.000	0.050	0.100	0.125	0.150	0.200	0.250	0.300	0.375	0.400
Multi-speed Wiring Options	E-1/100	1050	CFM	253	226	195	179	152					
			BHP	0.01	0.01	0.01	0.01	0.01					
			Sones	2.7	2.1	1.7	1.5	1.2					
	G-1/60	1300	CFM	314	292	269	257	244	214	171			
			BHP	0.01	0.01	0.02	0.02	0.02	0.02	0.02			
			Sones	4.1	3.7	3.4	3.3	3.2	2.9	2.6			
	D-1/30	1550	CFM	374	356	337	327	317	297	274	244	190	
			BHP	0.02	0.02	0.02	0.03	0.03	0.03	0.03	0.03	0.03	
			Sones	5.6	5.4	5.2	5.1	5.1	4.9	4.7	4.5	4.1	
		1725	CFM	416	400	383	375	366	348	329	309	270	253
			BHP	0.03	0.03	0.03	0.03	0.03	0.04	0.04	0.04	0.04	0.04
			Sones	6.8	6.7	6.7	6.6	6.6	6.5	6.3	6.2	5.9	5.7

Performance certified is for installation type A: Free inlet, Free outlet. Power rating (BHP) does not include transmission losses. Performance ratings include the effects of a birdscreen. The sound ratings shown are loudness values in hemispherical sones at 5 ft. (1.5 m) in a hemispherical free field calculated per AMCA Standard 301. Values shown are for installation type A: free inlet hemispherical sone levels.

GREENHECK MODEL G-080-DGEX-QD



MODEL G-080-DGEX-QD
Greenheck Roof Exhausters

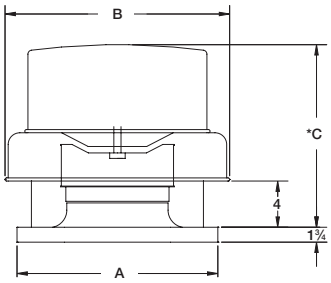

A	B	C*	Damper Size	Roof Opening
17	21 ¾	14 5/8	10 × 10	12 ½ × 12 ½

*May be greater depending on motor

Direct Drive	Motor HP	Fan RPM		Static Pressure in Inches wg									
				0.000	0.050	0.100	0.125	0.150	0.200	0.250	0.300	0.375	0.400
Multi-speed Wiring Options	E-1/40	1050	CFM	335	268	249	230	189	134				
			BHP	0.01	0.02	0.02	0.02	0.02	0.02				
			Sones	3.8	3.7	3.6	3.7	3.9	4.2				
	G-1/30	1300	CFM	415	361	348	333	303	272	239	174		
			BHP	0.02	0.03	0.03	0.03	0.03	0.03	0.03	0.03		
			Sones	5.4	5.4	5.4	5.4	5.4	5.5	5.6	5.9		
	D-1/20	1550	CFM	495	450	439	427	404	379	354	314	237	
			BHP	0.04	0.04	0.04	0.05	0.05	0.05	0.05	0.06	0.06	
			Sones	7.3	7.3	7.3	7.3	7.3	7.2	7.3	7.3	7.6	

Performance certified is for installation type A: Free inlet, Free outlet. Power rating (BHP) does not include transmission losses. Performance ratings include the effects of a birdscreen. The sound ratings shown are loudness values in hemispherical sones at 5 ft. (1.5 m) in a hemispherical free field calculated per AMCA Standard 301. Values shown are for installation type A: free inlet hemispherical sone levels.

GREENHECK MODEL G-090-DGEX-QD



MODEL G-090-DGEX-QD
Greenheck Roof Exhausters

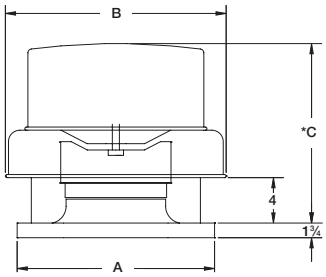

A	B	C*	Damper Size	Roof Opening
17	21 ¾	14 ⅝	10 × 10	12 ½ × 12 ½

*May be greater depending on motor

Direct Drive	Motor HP	Fan RPM		Static Pressure in Inches wg									
				0.000	0.100	0.125	0.150	0.200	0.250	0.300	0.375	0.500	0.625
Multi-speed Wiring Options	E-1/40	1050	CFM	520	441	420	398	351	293				
			BHP	0.01	0.02	0.02	0.02	0.02	0.02				
			Sones	4	3.9	3.9	4	4.1	4.2				
	G-1/25	1300	CFM	644	580	565	549	515	478	440	373		
			BHP	0.03	0.03	0.04	0.04	0.04	0.04	0.04	0.05		
			Sones	5.4	5.4	5.4	5.4	5.4	5.5	5.5	5.6		
	D-1/15	1550	CFM	768	714	701	688	662	633	605	557	473	338
			BHP	0.05	0.05	0.06	0.06	0.06	0.06	0.07	0.07	0.08	0.07
			Sones	7.6	7.5	7.5	7.5	7.5	7.4	7.4	7.4	7.4	7.8

Performance certified is for installation type A: Free inlet, Free outlet. Power rating (BHP) does not include transmission losses. Performance ratings include the effects of a birdscreen. The sound ratings shown are loudness values in hemispherical sones at 5 ft. (1.5 m) in a hemispherical free field calculated per AMCA Standard 301. Values shown are for installation type A: free inlet hemispherical sone levels.

GREENHECK MODEL G-095-DGEX-QD



MODEL G-095-DGEX-QD
Greenheck Roof Exhausters

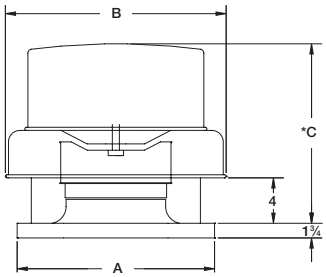

A	B	C*	Damper Size	Roof Opening
17	21 ¾	14 ⅝	10 × 10	12 ½ × 12 ½

*May be greater depending on motor

Direct Drive	Motor HP	Fan RPM		Static Pressure in Inches wg									
				0.000	0.100	0.125	0.150	0.200	0.250	0.300	0.375	0.500	0.625
Multi-speed Wiring Options	E-1/30	1050	CFM	717	606	570	534	468	389	290			
			BHP	0.03	0.03	0.04	0.04	0.04	0.04	0.03			
			Sones	5.4	4.5	4.5	4.5	4.4	4.5	4.6			
	G-1/12	1300	CFM	888	802	780	754	695	640	586	493	184	
			BHP	0.06	0.06	0.06	0.06	0.07	0.07	0.07	0.07	0.05	
			Sones	7.6	6.8	6.7	6.6	6.5	6.4	6.4	6.4	6.8	
	D-1/8	1550	CFM	1059	987	969	950	912	863	814	745	623	474
			BHP	0.10	0.10	0.10	0.11	0.11	0.11	0.11	0.12	0.12	0.11
			Sones	9.6	9.4	9.3	9.2	9	8.8	8.7	8.7	8.7	8.7

Performance certified is for installation type A: Free inlet, Free outlet. Power rating (BHP) does not include transmission losses. Performance ratings include the effects of a birdscreen. The sound ratings shown are loudness values in hemispherical sones at 5 ft. (1.5 m) in a hemispherical free field calculated per AMCA Standard 301. Values shown are for installation type A: free inlet hemispherical sone levels.

GREENHECK MODEL G-100-4119X-QD-R3



MODEL G-100-4119X-QD-R3
Greenheck Roof Exhausters

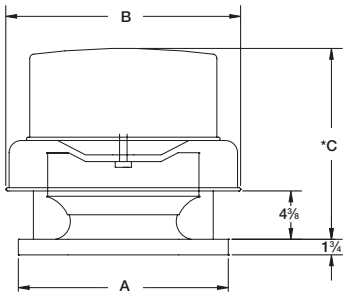

A	B	C*	Damper Size	Roof Opening
19	24 ⅜	23 ¾	12 × 12	14 ½ × 14 ½

*May be greater depending on motor

MAXIMUM BHP AT A GIVEN RPM = $(RPM/2593)^3$
MAXIMUM RPM = 1800
TIP SPEED (ft/min) = RPM x 2.913
MAXIMUM MOTOR FRAME SIZE = 56

Motor HP Direct Drive	Fan RPM		Static Pressure in Inches wg									
			0.000	0.125	0.250	0.375	0.500	0.625	0.750	0.875	1.000	1.125
A-1/4	1725	CFM	1462	1405	1351	1298	1250	1193	1126	1052	955	
		BHP	0.25	0.26	2.27	0.28	0.29	0.29	0.29	0.29	0.29	
		Sones	12.2	11.9	11.5	11.2	10.9	10.3	10.0	9.5	9.0	

Performance certified is for installation type A: Free inlet, Free outlet. Power rating (BHP) does not include transmission losses. Performance ratings include the effects of a birdscreen. The sound ratings shown are loudness values in hemispherical sones at 5 ft. (1.5 m) in a hemispherical free field calculated per AMCA Standard 301. Values shown are for installation type A: free inlet hemispherical sone levels.

GREENHECK GB-130-LMD119XQD



MODEL GB-130-LMDX-QD
Greenheck Roof Exhausters
Previous Size GB-131
Motor and drives not included

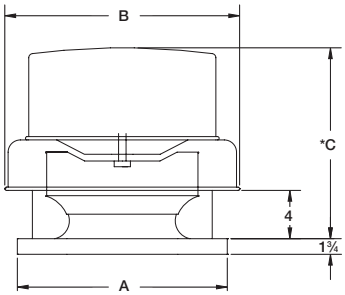

A	B	C*	Damper Size	Roof Opening
19	28 ⅜	23 ¾	12 × 12	14 ½ × 14 ½

*May be greater depending on motor

MAXIMUM BHP AT A GIVEN RPM = $(RPM/2047)^3$
MAXIMUM RPM = 1725
TIP SPEED (ft/min) = RPM x 3.436
MAXIMUM MOTOR FRAME SIZE = 56

Motor HP Belt	Fan RPM		Static Pressure in Inches wg									
			0.000	0.125	0.250	0.500	0.625	0.625	0.750	0.875	1.000	1.125
1/4	720	CFM	823	626								
		BHP	0.02	0.02								
		Sones	4.5	4.5								
	790	CFM	1022	879	650							
		BHP	0.04	0.04	0.04							
		Sones	5.4	5.4	5.2							
	860	CFM	1221	1106	962	727						
		BHP	0.06	0.07	0.07	0.07						
		Sones	6.6	6.5	6.3	6.0						
	930	CFM	1419	1323	1213	1075	867					
		BHP	0.10	0.11	0.11	0.12	0.11					
		Sones	8.1	8.0	7.7	7.4	7.0					
	1000	CFM	1618	1535	1444	1340	1211	1031				
		BHP	0.15	0.16	0.16	0.17	0.17	0.17				
		Sones	10.0	9.8	9.6	9.2	8.8	8.5				
	1070	CFM	1774	1689	1617	1528	1426	1133				
		BHP	0.19	0.2	0.21	0.22	0.23	0.22				
		Sones	12.0	11.7	11.3	11.0	10.5	9.7				
	1140	CFM	1866	1794	1718	1637	1545	1435	1305			
		BHP	0.22	0.23	0.24	0.25	0.26	0.26	0.26			
		Sones	13.2	12.8	12.5	12.1	11.7	11.2	10.9			
1/3	1315	CFM	2044	1978	1911	1838	1759	1674	1571	1299		
		BHP	0.29	0.31	0.32	0.33	0.34	0.34	0.35	0.34		
		Sones	15.0	15.0	15.1	15.1	14.5	13.9	13.4	12.5		
1/2	1490	CFM	2271	2212	2152	2088	2023	1873	1783	1686	1425	
		BHP	0.40	0.42	0.43	0.44	0.45	0.47	0.47	0.48	0.47	
		Sones	16.2	16.0	15.8	15.6	15.3	14.6	14.2	13.9	13.2	
	1670	CFM	2391	2335	2279	2219	2158	2093	2020	1857	1654	1312
		BHP	0.47	0.48	0.50	0.51	0.52	0.54	0.55	0.56	0.56	0.52
		Sones	16.9	16.6	16.3	16.0	15.7	15.1	14.8	14.5	13.9	13.5
3/4	1725	CFM	2448	2393	2338	2281	2220	2159	2089	1935	1746	1474
		BHP	0.50	0.52	0.53	0.55	0.56	0.57	0.58	0.59	0.60	0.58
		Sones	17.4	17.0	16.7	16.3	15.9	15.6	15.4	14.9	14.3	13.8

Performance certified is for installation type A: Free inlet, Free outlet. Power rating (BHP) does not include transmission losses. Performance ratings include the effects of a birdscreen. The sound ratings shown are loudness values in hemispherical sones at 5 ft. (1.5 m) in a hemispherical free field calculated per AMCA Standard 301. Values shown are for installation type A: free inlet hemispherical sone levels.

GREENHECK MODEL GB-140-LMD122XQD



MODEL GB-140-LMD122XQD
Greenheck Roof Exhausters
Previous Size GB-141
Motor and drives not included

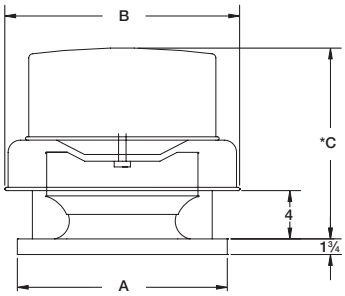

A	B	C*	Damper Size	Roof Opening
19	28 ⅜	23 ¾	16 × 16	18 ½ × 18 ½

*May be greater depending on motor

MAXIMUM BHP AT A GIVEN RPM = $(RPM/1676)^3$
MAXIMUM RPM = 1725
TIP SPEED (ft/min) = RPM x 3.829
MAXIMUM MOTOR FRAME SIZE = 145T

Motor HP / Belt	Fan RPM		Static Pressure in Inches wg									
			0.000	0.125	0.250	0.375	0.500	0.750	1.000	1.250	1.500	1.750
1/4	580	CFM	1076	855								
		BHP	0.04	0.04								
		Sones	4.7	4.7								
	720	CFM	1336	1169	938							
		BHP	0.07	0.08	0.08							
		Sones	5.8	5.9	5.2							
	860	CFM	1595	1457	1304	1085						
		BHP	0.12	0.13	0.13	0.13						
		Sones	7.1	7.0	6.6	6.1						
	950	CFM	1762	1636	1506	1344	1085					
		BHP	0.16	0.17	0.18	0.18	0.17					
		Sones	8.1	8.0	7.6	7.1	6.5					
	1075	CFM	1994	1882	1771	1647	1490					
		BHP	0.24	0.25	0.26	0.26	0.26					
		Sones	10.0	9.9	9.4	8.9	8.4					
1/3	1140	CFM	2115	2008	1905	1792	1660	1233				
		BHP	0.28	0.30	0.31	0.31	0.31	0.29				
		Sones	11.0	10.9	10.4	9.9	9.4	8.2				
1/2	1265	CFM	2347	2250	2158	2062	1955	1677	1048			
		BHP	0.39	0.40	0.41	0.42	0.42	0.42	0.35			
		Sones	12.9	12.7	12.3	11.9	11.4	10.4	8.8			
	1360	CFM	2523	2433	2347	2259	2166	1943	1602			
		BHP	0.48	0.50	0.51	0.52	0.52	0.53	0.51			
		Sones	14.6	14.3	13.9	13.5	13.1	12.2	11.0			
3/4	1450	CFM	2690	2606	2524	2443	2358	2165	1905	1501		
		BHP	0.58	0.60	0.61	0.63	0.63	0.64	0.63	0.59		
		Sones	16.2	15.9	15.6	15.2	14.7	13.8	12.9	11.7		
	1550	CFM	2875	2797	2719	2644	2566	2396	2191	1910	1297	
		BHP	0.71	0.73	0.74	0.76	0.77	0.78	0.79	0.76	0.65	
		Sones	17.7	18.0	17.4	17.2	16.8	15.0	14.8	14.8	14.9	
1	1725	CFM	3200	3129	3059	2991	2923	2782	2619	2427	2184	1815
		BHP	0.98	1.00	1.02	1.03	1.05	1.07	1.07	1.09	1.06	1.00
		Sones	20.0	21.0	20.0	19.9	19.6	18.5	17.2	17.0	16.8	16.7

Performance certified is for installation type A: Free inlet, Free outlet. Power rating (BHP) does not include transmission losses. Performance ratings include the effects of a birdscreen. The sound ratings shown are loudness values in hemispherical sones at 5 ft. (1.5 m) in a hemispherical free field calculated per AMCA Standard 301. Values shown are for installation type A: free inlet hemispherical sone levels.

GREENHECK MODEL GB-160-LMD122XQD



MODEL GB-160-LMD122XQD
Greenheck Roof Exhausters
Previous Size GB-161
Motor and drives not included

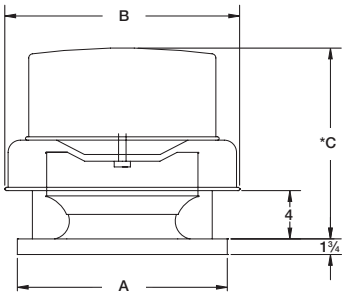

A	B	C*	Damper Size	Roof Opening
22	28 ⅜	23 ¾	16 × 16	18 ½ × 18 ½

*May be greater depending on motor

MAXIMUM BHP AT A GIVEN RPM = $(RPM/1355)^3$
MAXIMUM RPM = GGB-160=1575, G-160=1725
TIP SPEED (ft/min) = RPM x 4.352
MAXIMUM MOTOR FRAME SIZE = 145T

Motor HP	Fan RPM		Static Pressure in Inches wg									
Belt			0.000	0.125	0.250	0.375	0.500	0.750	0.875	1.000	1.250	1.500
1/4	580	CFM	1713	1417	970							
		BHP	0.07	0.08	0.07							
		Sones	5.8	5.6	5.3							
	720	CFM	2127	1893	1632	1243						
		BHP	0.14	0.15	0.15	0.14						
		Sones	7.8	7.5	7.2	6.8						
	860	CFM	2540	2344	2145	1913	1596					
		BHP	0.23	0.24	0.25	0.26	0.24					
		Sones	10.5	10.0	9.6	9.3	8.7					
1/3	945	CFM	2791	2612	2434	2236	2010					
		BHP	0.31	0.32	0.33	0.34	0.34					
		Sones	12.6	12.0	11.5	11.2	10.7					
1/2	1100	CFM	3249	3095	2943	2787	2615	2198	1900			
		BHP	0.48	0.50	0.52	0.53	0.53	0.52	0.50			
		Sones	15.3	14.7	14.1	13.8	13.5	12.5	12.0			
3/4	1140	CFM	3367	3219	3072	2922	2761	2382	2125	1808		
		BHP	0.54	0.56	0.57	0.58	0.59	0.59	0.57	0.54		
		Sones	15.9	15.4	14.9	14.5	14.2	13.3	12.9	12.1		
	1200	CFM	3545	3403	3263	3123	2977	2641	2429	2167		
		BHP	0.63	0.65	0.66	0.68	0.69	0.69	0.68	0.66		
		Sones	17.0	16.5	16.0	15.6	15.3	14.6	14.1	13.7		
	1250	CFM	3692	3557	3422	3289	3149	2838	2658	2444		
		BHP	0.71	0.73	0.75	0.76	0.77	0.79	0.78	0.76		
		Sones	17.9	17.4	17.0	16.6	16.3	15.6	15.2	14.9		
1	1375	CFM	4062	3938	3815	3694	3571	3304	3161	3007	2609	2073
		BHP	0.95	0.97	0.99	1.01	1.02	1.04	1.05	1.04	1.01	0.93
		Sones	21	20	19.6	19.2	18.9	18.4	18.0	17.6	17.2	15.4
1 1/2	1575	CFM	4652	4545	4437	4330	4225	4007	3894	3769	3512	3198
		BHP	1.42	1.45	1.47	1.49	1.51	1.54	1.56	1.56	1.57	1.54
		Sones	26	25	25	24	24	24	23	23	22	22
	1725	CFM	5095	4997	4899	4800	4704	4510	4409	4308	4082	3845
		BHP	1.87	1.89	1.92	1.94	1.97	2.01	2.03	2.04	2.06	2.06
		Sones	30	30	30	29	29	28	28	28	27	26

Performance certified is for installation type A: Free inlet, Free outlet. Power rating (BHP) does not include transmission losses. Performance ratings include the effects of a birdscreen. The sound ratings shown are loudness values in hemispherical sones at 5 ft. (1.5 m) in a hemispherical free field calculated per AMCA Standard 301. Values shown are for installation type A: free inlet hemispherical sone levels.

GREENHECK MODEL GB-180-LMD130XQD



MODEL GB-180-LMD130XQD
Greenheck Roof Exhausters

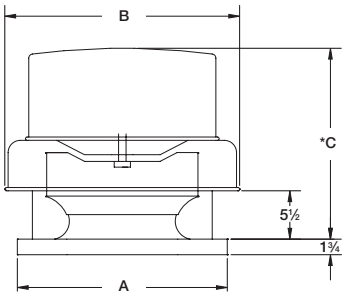

A	B	C*	Damper Size	Roof Opening
30	35 ½	28	18 × 18	20 ½ × 20 ½

*May be greater depending on motor

MAXIMUM BHP AT A GIVEN RPM = $(RPM/1149)^3$
MAXIMUM RPM = 1460
TIP SPEED (ft/min) = RPM x 4.843
MAXIMUM MOTOR FRAME SIZE = 184T

Motor HP	Fan RPM		Static Pressure in Inches wg									
Belt			0.000	0.125	0.250	0.500	0.750	1.000	1.250	1.500	1.750	2.000
1/6	730	CFM	2839	2668	2469	1882						
		BHP	0.21	0.23	0.25	0.25						
		Sones	7.4	8.7	7.2	6.7						
	810	CFM	3150	2997	2832	2375						
		BHP	0.29	0.31	0.33	0.35						
		Sones	8.8	9.9	8.7	8.2						
	860	CFM	3344	3202	3049	2647	2015					
		BHP	0.35	0.36	0.39	0.42	0.40					
		Sones	10.1	10.8	9.8	9.1	8.1					
	940	CFM	3655	3527	3388	3052	2601					
		BHP	0.46	0.47	0.49	0.54	0.54					
		Sones	12.7	12.8	12.0	11.1	10.3					
	1000	CFM	3888	3769	3638	3339	2953	2387				
		BHP	0.55	0.57	0.58	0.64	0.66	0.63				
		Sones	15.2	14.7	13.7	13.0	11.9	11.1				
	1055	CFM	4102	3990	3867	3596	3252	2811				
		BHP	0.65	0.67	0.68	0.74	0.77	0.77				
		Sones	16.2	15.7	14.9	14.0	12.9	12.4				
	1140	CFM	4433	4329	4216	3980	3684	3328	2856			
		BHP	0.81	0.84	0.85	0.93	0.96	0.98	0.95			
		Sones	17.9	17.4	16.8	16.0	15.1	14.3	13.6			
	1185	CFM	4608	4508	4401	4179	3900	3575	3178	2499		
		BHP	0.91	0.94	0.96	1.03	1.07	1.1	1.09	0.99		
		Sones	19.0	18.4	17.8	17.1	16.2	15.4	14.7	13.7		
	1335	CFM	5191	5102	5010	4814	4599	4344	4052	3713	3262	
		BHP	1.31	1.33	1.36	1.41	1.49	1.54	1.57	1.56	1.51	
		Sones	22	22	21	21	19.9	19.2	18.7	18.2	17.6	
	1400	CFM	5444	5359	5273	5086	4892	4655	4401	4097	3747	3253
		BHP	1.51	1.54	1.56	1.61	1.71	1.75	1.81	1.81	1.79	1.71
		Sones	24	23	23	22	22	21	21	20	19.7	19.2
1/4	1460	CFM	5677	5596	5514	5336	5155	4938	4699	4426	4123	3765
		BHP	1.71	1.74	1.77	1.81	1.93	1.97	2.03	2.05	2.05	2.02
		Sones	26	25	24	24	23	23	22	22	22	21

Performance certified is for installation type A: Free inlet, Free outlet. Power rating (BHP) does not include transmission losses. Performance ratings include the effects of a birdscreen. The sound ratings shown are loudness values in hemispherical sones at 5 ft. (1.5 m) in a hemispherical free field calculated per AMCA Standard 301. Values shown are for installation type A: free inlet hemispherical sone levels.

GREENHECK MODEL GB-200-LMD130XQD



MODEL GB-200-LMD130XQD
Greenheck Roof Exhausters

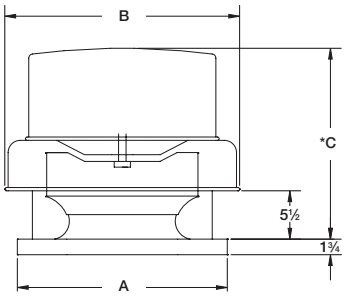

A	B	C*	Damper Size	Roof Opening
30	35 ½	28	18 × 18	20 ½ × 20 ½

*May be greater depending on motor

MAXIMUM BHP AT A GIVEN RPM = $(RPM/938)^3$
MAXIMUM RPM = 1200
TIP SPEED (ft/min) = RPM x 5.596
MAXIMUM MOTOR FRAME SIZE = 184T

Motor HP Belt	Fan RPM		Static Pressure in Inches wg									
			0.000	0.125	0.250	0.375	0.500	0.750	1.000	1.250	1.500	1.750
1/4	440	CFM	2435	1976								
		BHP	0.1	0.1								
		Sones	6.5	5.8								
	600	CFM	3320	2984	2637	2089						
		BHP	0.25	0.26	0.26	0.25						
		Sones	8.5	7.9	7.3	6.1						
1/3	665	CFM	3680	3378	3085	2706	2087					
		BHP	0.34	0.34	0.35	0.35	0.33					
		Sones	9.6	9	8.5	7.7	6.7					
1/2	718	CFM	3973	3700	3422	3109	2684					
		BHP	0.43	0.43	0.45	0.45	0.44					
		Sones	10.8	10	9.3	9	8.3					
	770	CFM	4261	4013	3744	3477	3141					
		BHP	0.52	0.53	0.55	0.55	0.55					
		Sones	12.1	11	10.7	10.2	9.8					
3/4	860	CFM	4759	4548	4289	4068	3811	3085				
		BHP	0.73	0.74	0.75	0.77	0.77	0.74				
		Sones	14.1	13.3	12.9	12.4	11.8	11.1				
1	965	CFM	5340	5158	4927	4720	4520	4015	3240			
		BHP	1.03	1.04	1.05	1.08	1.09	1.08	1.02			
		Sones	16.7	16	15.4	15	14.5	13.7	13			
1 1/2	1028	CFM	5689	5517	5309	5101	4918	4488	3911	2941		
		BHP	1.25	1.26	1.27	1.29	1.31	1.32	1.28	1.14		
		Sones	18.5	17.8	17.2	16.8	16.4	15.6	14.7	14.6		
	1090	CFM	6032	5870	5682	5473	5301	4925	4450	3751		
		BHP	1.49	1.5	1.51	1.52	1.56	1.56	1.56	1.48		
		Sones	20	19.6	18.9	18.4	18.1	17.5	16.8	15.8		
2	1140	CFM	6308	6154	5980	5779	5606	5267	4832	4287	3439	
		BHP	1.7	1.71	1.72	1.74	1.77	1.79	1.79	1.75	1.61	
		Sones	22	21	21	20	19.7	19.1	18.5	17.5	16.5	
	1200	CFM	6640	6494	6336	6145	5969	5651	5274	4829	4177	3077
		BHP	1.99	2	2.01	2.02	2.04	2.09	2.09	2.08	1.99	1.69
		Sones	24	23	23	22	22	21	21	19.9	18.6	16.7

Performance certified is for installation type A: Free inlet, Free outlet. Power rating (BHP) does not include transmission losses. Performance ratings include the effects of a birdscreen. The sound ratings shown are loudness values in hemispherical sones at 5 ft. (1.5 m) in a hemispherical free field calculated per AMCA Standard 301. Values shown are for installation type A: free inlet hemispherical sone levels.

GREENHECK MODEL GB-240-LMD134XQD



MODEL GB-240-LMD134XQD
Greenheck Roof Exhausters

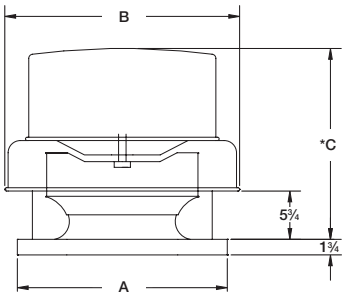

A	B	C*	Damper Size	Roof Opening
34	42 ½	31 ½	24 × 24	26 ½ × 26 ½

*May be greater depending on motor

MAXIMUM BHP AT A GIVEN RPM = $(RPM/715)^3$
MAXIMUM RPM = 910
TIP SPEED (ft/min) = RPM x 6.414
MAXIMUM MOTOR FRAME SIZE = 184T

Motor HP Belt	Fan RPM		Static Pressure in Inches wg									
			0.000	0.125	0.250	0.375	0.500	0.625	0.750	1.000	1.250	1.500
1/4	425	CFM	3902	3422	2691							
		BHP	0.19	0.21	0.20							
		Sones	5.9	5.9	4.7							
1/3	505	CFM	4637	4242	3761	3060						
		BHP	0.32	0.35	0.35	0.34						
		Sones	7.8	7.5	6.9	6.1						
1/2	585	CFM	5371	5031	4666	4195	3562	2112				
		BHP	0.50	0.53	0.54	0.55	0.53	0.41				
		Sones	10.3	9.7	9.1	8.8	8.2	7.2				
3/4	623	CFM	5720	5400	5069	4660	4131	3428				
		BHP	0.60	0.64	0.65	0.66	0.65	0.61				
		Sones	11.7	11.0	10.4	10.0	9.6	9.1				
	660	CFM	6060	5757	5449	5094	4636	4073	3217			
		BHP	0.71	0.75	0.78	0.79	0.78	0.76	0.69			
		Sones	13.1	12.4	11.8	11.3	11.0	10.6	10.4			
1	730	CFM	6702	6428	6158	5861	5507	5077	4568			
		BHP	0.96	1.01	1.05	1.05	1.06	1.06	1.03			
		Sones	15.8	15.0	14.3	13.8	13.4	13.1	12.9			
1 1/2	778	CFM	7143	6886	6632	6363	6058	5700	5266	4145		
		BHP	1.16	1.21	1.26	1.27	1.28	1.29	1.28	1.18		
		Sones	17.7	16.6	15.9	15.4	15.0	14.7	14.4	13.2		
	825	CFM	7575	7332	7092	6844	6574	6261	5901	5002		
		BHP	1.39	1.44	1.49	1.51	1.52	1.54	1.53	1.48		
		Sones	19.7	18.6	17.7	17.2	16.8	16.4	16.2	14.8		
2	860	CFM	7896	7663	7432	7199	6951	6664	6337	5531	4423	
		BHP	1.57	1.63	1.67	1.71	1.72	1.74	1.74	1.7	1.57	
		Sones	22	20	19.4	13	18.6	18	17.7	16.7	14	
	910	CFM	8355	8135	7916	7700	7467	7215	6933	6240	5388	3707
		BHP	1.86	1.92	1.97	2.02	2.03	2.05	2.06	2.05	1.97	1.66
		Sones	24	23	21	21	21	20	19.6	19.2	16.7	13.6
	1140	CFM	10467	10291	10115	9941	9768	6594	9406	9005	8538	7988
		BHP	3.66	3.73	3.8	3.87	3.93	3.98	3.99	4.03	4.05	4.03
		Sones	46	43	40	38	38	39	40	39	37	39

Performance certified is for installation type A: Free inlet, Free outlet. Power rating (BHP) does not include transmission losses. Performance ratings include the effects of a birdscreen. The sound ratings shown are loudness values in hemispherical sones at 5 ft. (1.5 m) in a hemispherical free field calculated per AMCA Standard 301. Values shown are for installation type A: free inlet hemispherical sone levels.

GREENHECK MODEL CUBE-100-4119GQD (CENTRIFUGAL ROOF EXHAUSTERS BELT DRIVE)

MODEL CUBE-100-4119GQD
Greenheck Roof Exhausters
Previous Size CUBE 101

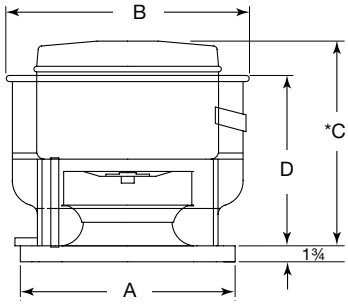

A	B	C*	D	Damper Size	Roof Opening
19 or 22	24 7/8	28 1/4	17 3/8	12 × 12	14 1/2 × 14 1/2

*May be greater depending on motor

MAXIMUM BHP AT A GIVEN RPM = $(RPM/3099)^3$
MAXIMUM RPM = 1820
TIP SPEED (ft/min) = RPM x 2.846
MAXIMUM MOTOR FRAME SIZE = 56
AVERAGE DISCHARGE VELOCITY (FPM) = CFM/1.28

Motor HP Belt	Fan RPM		Static Pressure in Inches wg									
			0.000	0.125	0.250	0.500	0.625	0.625	0.750	0.875	1.000	1.125
1/4	860	CFM	732	625	481							
		BHP	0.03	0.035	0.036							
		Sones	4.6	2.1	1.3							
	953	CFM	811	717	603							
		BHP	0.041	0.047	0.05							
		Sones	5.5	4.2	3.1							
	1046	CFM	890	807	707	577						
		BHP	0.054	0.061	0.066	0.065						
		Sones	6.5	6.2	5.6	5.4						
	1140	CFM	970	897	806	707	411					
		BHP	0.07	0.078	0.084	0.085	0.067					
		Sones	7.2	7	6.5	6	5.5					
	1252	CFM	1066	1000	920	835	732					
		BHP	0.092	0.1	0.11	0.11	0.11					
		Sones	8	8	7.6	6.9	6.5					
	1350	CFM	1149	1089	1016	940	856	745				
		BHP	0.12	0.13	0.13	0.14	0.14	0.14				
		Sones	8.9	8.9	8.6	8.1	7.5	7				
	1448	CFM	1233	1176	1112	1040	966	886	763			
		BHP	0.14	0.15	0.16	0.17	0.17	0.17	0.17			
		Sones	10.3	10.2	9.9	9.5	9	8.3	8			
	1546	CFM	1316	1264	1206	1139	1072	999	915	793		
		BHP	0.17	0.19	0.2	0.2	0.21	0.21	0.21	0.23		
		Sones	11.8	11.5	11.3	10.9	10.5	9.8	9.3	8.9		
	1660	CFM	1413	1365	1313	1251	1189	1125	1056	974	861	
		BHP	0.22	0.23	0.24	0.25	0.26	0.26	0.26	0.26	0.25	
		Sones	12.7	12.3	12	11.6	11.3	10.8	10.2	9.6	9.4	
1/3	1725	CFM	1468	1422	1373	1315	1255	1195	1129	1062	970	
		BHP	0.24	0.26	0.27	0.28	0.29	0.29	0.29	0.29	0.29	
		Sones	13.3	12.9	12.5	12	11.7	11.3	10.8	10.2	9.7	
	1820	CFM	1549	1505	1459	1406	1350	1293	1234	1171	1106	900
		BHP	0.28	0.3	0.31	0.32	0.33	0.34	0.35	0.35	0.35	0.33
		Sones	14.3	13.7	13.4	12.7	12.4	12	11.6	11.2	10.6	10.1

Performance certified is for installation type A: Free inlet, Free outlet. Power rating (BHP) does not include transmission losses. Performance ratings include the effects of a birdscreen. The sound ratings shown are loudness values in hemispherical sones at 5 ft. (1.5 m) in a hemispherical free field calculated per AMCA Standard 301. Values shown are for installation type A: free inlet hemispherical sone levels.

GREENHECK MODEL CUBE-120-LMD119GQD (CENTRIFUGAL ROOF EXHAUSTERS BELT DRIVE)

MODEL CUBE-120-LMD119GQD
Greenheck Roof Exhausters
Previous Size CUBE 121

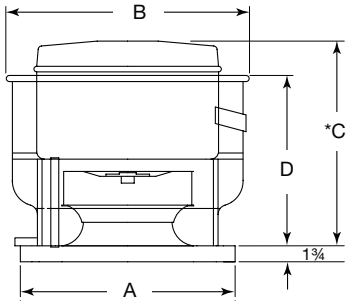

A	B	C*	D	Damper Size	Roof Opening
19 or 22	24 7/8	28 1/4	17 3/8	12 × 12	14 1/2 × 14 1/2

*May be greater depending on motor

MAXIMUM BHP AT A GIVEN RPM = $(RPM/2199)^3$
MAXIMUM RPM = 1725
TIP SPEED (ft/min) = RPM x 3.419
MAXIMUM MOTOR FRAME SIZE = 56
AVERAGE DISCHARGE VELOCITY (FPM) = CFM/1.28

Motor HP / Belt	Fan RPM		Static Pressure in Inches wg									
			0.000	0.125	0.250	0.375	0.500	0.625	0.750	1.000	1.250	1.500
1/6	684	CFM	808	669								
		BHP	0.02	0.03								
		Sones	4.4	4.4								
	772	CFM	912	789	630							
		BHP	0.04	0.04	0.043							
		Sones	4.8	5	5.1							
	860	CFM	1015	905	781	581						
		BHP	0.05	0.05	0.06	0.06						
		Sones	5.3	5.7	5.6	5.7						
	1000	CFM	1181	1084	993	870	691					
		BHP	0.08	0.08	0.09	0.09	0.09					
		Sones	6.2	6.6	6.8	6.7	6.7					
	1140	CFM	1346	1261	1180	1091	981	833				
		BHP	0.11	0.12	0.13	0.13	0.14	0.14				
		Sones	7.4	7.9	8.2	8.2	8	8.1				
	1250	CFM	1476	1397	1323	1250	1159	1053	916			
		BHP	0.15	0.16	0.17	0.17	0.18	0.18	0.18			
		Sones	8.8	9.3	9.9	9.9	10	9.8	9.8			
	1410	CFM	1665	1595	1528	1463	1398	1315	1224	965		
		BHP	0.21	0.22	0.23	0.24	0.25	0.26	0.26	0.25		
		Sones	11.1	11.6	12.2	12.5	12.6	12.7	12.7	12.3		
	1480	CFM	1748	1681	1617	1555	1493	1421	1338	1132		
		BHP	0.25	0.26	0.27	0.28	0.29	0.29	0.30	0.30		
		Sones	11.9	12.4	13.1	13.5	13.7	13.8	13.8	13.6		
	1545	CFM	1824	1760	1699	1639	1580	1518	1441	1262	990	
		BHP	0.28	0.29	0.30	0.31	0.32	0.33	0.34	0.34	0.33	
		Sones	12.8	13.4	14	14.5	14.7	14.8	14.9	14.9	14.6	
1/4	1635	CFM	1931	1870	1811	1755	1699	1643	1577	1424	1226	
		BHP	0.33	0.34	0.36	0.37	0.38	0.39	0.40	0.41	0.40	
		Sones	14.1	14.7	15.2	15.9	16.2	16.4	16.6	16.7	16.5	
	1725	CFM	2037	1979	1923	1869	1816	1763	1710	1571	1406	1176
		BHP	0.39	0.40	0.41	0.43	0.44	0.45	0.46	0.47	0.48	0.46
		Sones	15.6	16.1	16.7	17.3	17.9	18.2	18.4	18.7	18.6	18.4

Performance certified is for installation type A: Free inlet, Free outlet. Power rating (BHP) does not include transmission losses. Performance ratings include the effects of a birdscreen. The sound ratings shown are loudness values in hemispherical sones at 5 ft. (1.5 m) in a hemispherical free field calculated per AMCA Standard 301. Values shown are for installation type A: free inlet hemispherical sone levels.

GREENHECK MODEL CUBE-140-LMD122GQD (CENTRIFUGAL ROOF EXHAUSTERS BELT DRIVE)

MODEL CUBE-140-LMD122GQD
Greenheck Roof Exhausters
Previous Size CUBE 141

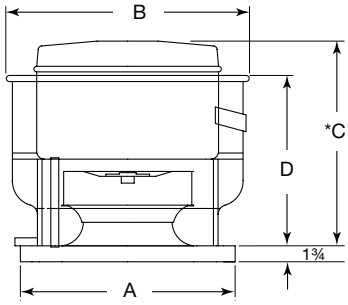

A	B	C*	D	Damper Size	Roof Opening
22 or 26	28 ⅞	29 ¾	19 ⅜	16 × 16	18 ½ × 18 ½

*May be greater depending on motor

MAXIMUM BHP AT A GIVEN RPM = $(RPM/1726)^3$
MAXIMUM RPM = 1725
TIP SPEED (ft/min) = RPM x 3.829
MAXIMUM MOTOR FRAME SIZE = 145T
AVERAGE DISCHARGE VELOCITY (FPM) = CFM/1.72

Motor HP	Fan RPM		Static Pressure in Inches wg									
Belt			0.000	0.125	0.250	0.375	0.500	0.750	1.000	1.250	1.500	1.750
1/4	590	CFM	1069	851								
		BHP	0.04	0.04								
		Sones	5.0	4.5								
	725	CFM	1313	1151	917							
		BHP	0.06	0.07	0.07							
		Sones	5.1	5.0	4.4							
	860	CFM	1558	1427	1264	1034						
		BHP	0.11	0.12	0.12	0.12						
		Sones	7.3	7.5	7.1	6.5						
	1105	CFM	2001	1906	1793	1667	1515	998				
		BHP	0.23	0.24	0.25	0.26	0.26	0.23				
		Sones	10.9	10.8	106	10.3	10.0	9.6				
1/3	1140	CFM	2065	1973	1864	1745	1605	1167				
		BHP	0.25	0.26	0.27	0.28	0.29	0.27				
		Sones	11.3	11.3	11.0	10.7	10.3	10.0				
	1210	CFM	2192	2106	2006	1896	1773	1443				
		BHP	0.30	0.31	0.32	0.33	0.34	0.34				
		Sones	12.2	12.2	11.7	11.6	11.2	10.9				
1/2	1390	CFM	2518	2445	2362	2271	2174	1949	1643			
		BHP	0.45	0.47	0.48	0.50	0.51	0.52	0.51			
		Sones	14.9	14.7	14.2	13.2	12.9	12.1	11.0			
3/4	1495	CFM	2708	2640	2565	2483	2396	2202	1967	1617		
		BHP	0.56	0.58	0.60	0.61	0.62	0.64	0.65	0.61		
		Sones	17.2	16.5	16.3	15.6	13.9	12.5	12.2	10.8		
	1550	CFM	2808	2743	2671	2594	2509	2329	2110	1823	1349	
		BHP	0.63	0.64	0.66	0.68	0.69	0.71	0.72	0.70	0.62	
		Sones	18.7	17.8	17.5	17.7	14.9	12.9	12.5	11.6	10.2	
	1595	CFM	2889	2826	2757	2683	2602	2430	2225	1968	1568	
		BHP	0.69	0.70	0.72	0.74	0.75	0.77	0.79	0.78	0.71	
		Sones	20.0	19.0	18.5	19.5	16.1	13.3	12.3	12.6	11.6	
1	1725	CFM	3124	3066	3005	2936	2865	2711	2539	2339	2085	1704
		BHP	0.87	0.88	0.90	0.92	0.94	0.97	0.99	1.00	0.98	0.91
		Sones	26.0	23.0	22.0	24.0	24.0	15.1	13.4	14.3	13.8	13.8

Performance certified is for installation type A: Free inlet, Free outlet. Power rating (BHP) does not include transmission losses. Performance ratings include the effects of a birdscreen. The sound ratings shown are loudness values in hemispherical sones at 5 ft. (1.5 m) in a hemispherical free field calculated per AMCA Standard 301. Values shown are for installation type A: free inlet hemispherical sone levels.

GREENHECK MODEL CUBE-160-LMD122GQD (CENTRIFUGAL ROOF EXHAUSTERS BELT DRIVE)

MODEL CUBE-160-LMD122GQD
Greenheck Roof Exhausters
Previous Size CUBE 161

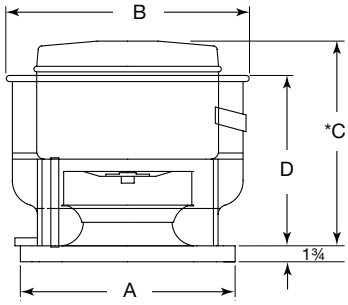

A	B	C*	D	Damper Size	Roof Opening
22 or 26	28 ⅞	29 ¾	19 ⅜	16 × 16	18 ½ × 18 ½

*May be greater depending on motor

MAXIMUM BHP AT A GIVEN RPM = $(RPM/1365)^3$
MAXIMUM RPM = 1725
TIP SPEED (ft/min) = RPM x 4.352
MAXIMUM MOTOR FRAME SIZE = 145T
AVERAGE DISCHARGE VELOCITY (FPM) = CFM/1.72

Motor HP	Fan RPM		Static Pressure in Inches wg									
Belt			0.000	0.125	0.250	0.500	0.625	0.625	0.750	0.875	1.000	1.125
1/4	730	CFM	2098	1905	1669	1389						
		BHP	0.13	0.15	0.15	0.15						
		Sones	8.1	8	7.8	7.8						
	805	CFM	2314	2143	1937	1708	1396					
		BHP	0.18	0.20	0.20	0.20	0.19					
		Sones	9.5	9.2	8.9	8.8	8.7					
	860	CFM	2472	2315	2126	1918	1680					
		BHP	0.22	0.24	0.25	0.25	0.24					
		Sones	10.7	10.2	9.9	9.7	9.5					
	875	CFM	2515	2362	2177	1974	1744	1365				
		BHP	0.23	0.26	0.26	0.26	0.26	0.24				
		Sones	11	10.6	10.1	9.9	9.7	9.7				
1/3	965	CFM	2774	2637	2477	2300	2109	1893	1584			
		BHP	0.31	0.34	0.35	0.35	0.35	0.34	0.33			
		Sones	12.4	12	11.5	11.2	10.8	10.6	10.6			
1/2	1110	CFM	3191	3072	2941	2796	2641	2475	2297	1770		
		BHP	0.47	0.51	0.53	0.53	0.54	0.53	0.52	0.49		
		Sones	15	14.6	14.2	13.8	13.5	13.1	12.9	12.5		
3/4	1140	CFM	3277	3161	3035	2896	2745	2587	2421	1983		
		BHP	0.51	0.55	0.57	0.57	0.58	0.58	0.57	0.55		
		Sones	15.7	15.2	14.8	14.4	14.1	13.8	13.5	13.2		
	1265	CFM	3636	3532	3426	3301	3172	3036	2894	2583	2163	
		BHP	0.70	0.74	0.77	0.78	0.79	0.79	0.79	0.78	0.75	
		Sones	18.5	18.1	17.6	17.2	16.8	16.5	16.3	15.8	15.6	
1	1300	CFM	3737	3636	3534	3413	3290	3157	3022	2729	2357	
		BHP	0.76	0.80	0.84	0.85	0.85	0.86	0.86	0.84	0.82	
		Sones	19.1	18.7	18.3	17.9	17.5	17.2	17	16.5	16.3	
	1390	CFM	3996	3901	3806	3698	3584	3464	3340	3078	2785	2394
		BHP	0.93	0.97	1.01	1.03	1.04	1.04	1.05	1.04	1.03	1.00
		Sones	21	21	20	19.7	19.3	19	18.8	18.4	18	17.9
	1725	CFM	4959	4882	4806	4729	4646	4554	4463	4269	4070	3855
		BHP	1.77	1.83	1.88	1.94	1.97	1.97	1.98	2.00	2.01	1.99
		Sones	30	29	29	29	28	28	27	27	27	26

Performance certified is for installation type A: Free inlet, Free outlet. Power rating (BHP) does not include transmission losses. Performance ratings include the effects of a birdscreen. The sound ratings shown are loudness values in hemispherical sones at 5 ft. (1.5 m) in a hemispherical free field calculated per AMCA Standard 301. Values shown are for installation type A: free inlet hemispherical sone levels.

GREENHECK MODEL CUBE-180-LMD130GQD (CENTRIFUGAL ROOF EXHAUSTERS BELT DRIVE)

MODEL CUBE-180-LMD130GQD
Greenheck Roof Exhausters

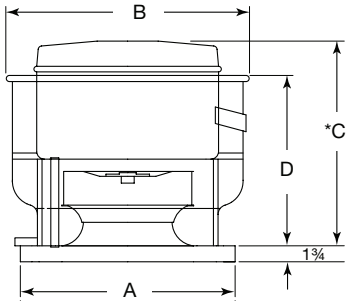

A	B	C*	D	Damper Size	Roof Opening
30	36 ¾	28 ⅝	25 ½	18 × 18	20 ½ × 20 ½

*May be greater depending on motor

MAXIMUM BHP AT A GIVEN RPM = $(RPM/1167)^3$
MAXIMUM RPM = 1495
TIP SPEED (ft/min) = RPM x 4.843
MAXIMUM MOTOR FRAME SIZE = 184T
AVERAGE DISCHARGE VELOCITY (FPM) = CFM/2.92

Motor HP Belt	Fan RPM		Static Pressure in Inches wg									
			0.000	0.125	0.250	0.500	0.750	1.000	1.250	1.500	1.750	2.000
1/4	745	CFM	2815	2617	2448	1763						
		BHP	0.22	0.24	0.26	0.25						
		Sones	9.2	8.6	8.1	7.1						
1/3	820	CFM	3098	2916	2759	2257						
		BHP	0.30	0.32	0.34	0.34						
		Sones	11.2	10.4	10	9						
1/2	860	CFM	3249	3074	2922	2474						
		BHP	0.34	0.37	0.39	0.40						
		Sones	12.3	11.7	11.1	10.2						
	940	CFM	3551	3389	3243	2879	2363					
		BHP	0.45	0.47	0.49	0.52	0.50					
		Sones	13.8	13.5	13.1	12.4	11.2					
3/4	1000	CFM	3778	3625	3486	3190	2738					
		BHP	0.54	0.57	0.59	0.63	0.62					
		Sones	15.1	14.9	14.7	14.3	13.3					
	1075	CFM	4061	3919	3786	3554	3141	2652				
		BHP	0.67	0.70	0.73	0.78	0.78	0.75				
		Sones	16.5	16.2	15.8	15.5	14.7	13.3				
1	1140	CFM	4307	4173	4045	3822	3470	3072	2477			
		BHP	0.80	0.83	0.86	0.91	0.93	0.92	0.85			
		Sones	17.6	17.1	16.5	16.1	15.4	14.6	13.6			
	1185	CFM	4477	4348	4224	4005	3703	3336	2841			
		BHP	0.90	0.93	0.96	1.01	1.04	1.04	0.99			
		Sones	18.5	17.9	17.1	16.5	16	15.2	14.4			
1 1/2	1275	CFM	4817	4697	4578	4369	4163	3799	3437	2930		
		BHP	1.12	1.15	1.19	1.24	1.30	1.30	1.28	1.22		
		Sones	21	20	19.5	18.7	18.2	17.5	16.7	15.9		
	1360	CFM	5138	5026	4913	4710	4532	4232	3912	3537	3023	
		BHP	1.36	1.39	1.43	1.49	1.56	1.58	1.58	1.54	1.46	
		Sones	23	23	22	21	21	20	19.2	18.3	17.3	
2	1495	CFM	5648	5546	5443	5254	5082	4921	4598	4313	3983	3564
		BHP	1.80	1.84	1.89	1.96	2.02	2.10	2.10	2.10	2.06	1.99
		Sones	28	27	27	26	25	25	24	23	22	21

Performance certified is for installation type A: Free inlet, Free outlet. Power rating (BHP) does not include transmission losses. Performance ratings include the effects of a birdscreen. The sound ratings shown are loudness values in hemispherical sones at 5 ft. (1.5 m) in a hemispherical free field calculated per AMCA Standard 301. Values shown are for installation type A: free inlet hemispherical sone levels.

GREENHECK MODEL CUBE-200-LMD130GQD (CENTRIFUGAL ROOF EXHAUSTERS BELT DRIVE)

MODEL CUBE-200-LMD130GQD
Greenheck Roof Exhausters

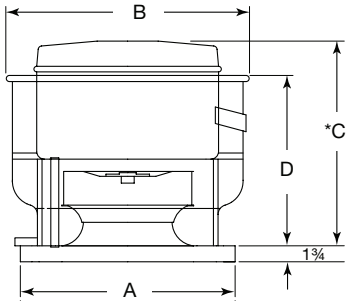

A	B	C*	D	Damper Size	Roof Opening
30	36 ¾	28 ⅝	25 ½	18 × 18	20 ½ × 20 ½

*May be greater depending on motor

MAXIMUM BHP AT A GIVEN RPM = $(RPM/946)^3$
MAXIMUM RPM = 1210
TIP SPEED (ft/min) = RPM x 5.595
MAXIMUM MOTOR FRAME SIZE = 184T
AVERAGE DISCHARGE VELOCITY (FPM) = CFM/2.92

Motor HP Belt	Fan RPM		Static Pressure in Inches wg									
			0.000	0.125	0.250	0.375	0.500	0.750	1.000	1.250	1.500	1.750
1/4	730	CFM	3403	3054	2675	2144						
		BHP	0.25	0.26	0.26	0.25						
		Sones	8.2	7.6	6.8	6.2						
1/3	805	CFM	3740	3422	3096	2699	2073					
		BHP	0.33	0.34	0.35	0.35	0.33					
		Sones	9.6	9	8.3	7.5	7.2					
1/2	860	CFM	4275	3994	3718	3413	3048					
		BHP	0.49	0.51	0.52	0.52	0.51					
		Sones	12.3	11.8	11.1	10.2	9.5					
3/4	875	CFM	4612	4350	4098	3828	3523	2606				
		BHP	0.61	0.63	0.65	0.65	0.65	0.61				
		Sones	14.2	14.1	13.3	12.5	11.5	10.9				
	965	CFM	4837	4587	4346	4093	3815	3084				
		BHP	0.71	0.73	0.74	0.75	0.75	0.73				
		Sones	15.8	15.7	14.9	14.4	13	12				
	1110	CFM	4922	4676	4439	4192	3922	3240				
		BHP	0.75	0.77	0.78	0.79	0.79	0.78				
		Sones	16.4	16.4	15.6	15.1	13.7	12.6				
1	1140	CFM	5400	5176	4958	4742	4508	3985	3169			
		BHP	0.98	1.01	1.03	1.04	1.04	1.04	1.00			
		Sones	18.9	18.6	18	17.4	16.7	15.2	14.7			
1 1/2	1265	CFM	5793	5585	5380	5179	4968	4503	3917	2972		
		BHP	1.22	1.24	1.26	1.28	1.29	1.29	1.27	1.18		
		Sones	21	21	20	19.7	19.2	17.8	16.6	17.1		
	130	CFM	6187	5992	5798	5610	5421	5006	4529	3861		
		BHP	1.48	1.51	1.53	1.55	1.57	1.57	1.57	1.53		
		Sones	24	23	23	22	22	21	19.7	18.9		
2	1390	CFM	6412	6224	6036	5855	5674	5283	4837	4276	3445	
		BHP	1.65	1.67	1.7	1.72	1.74	1.74	1.74	1.73	1.63	
		Sones	25	24	24	23	22	22	21	19.6	20	
	1725	CFM	6806	6628	6451	6279	6108	5748	5350	4892	4289	3365
		BHP	1.97	2	2.03	2.05	2.07	2.09	2.09	2.08	2.04	1.88
		Sones	24	24	23	23	23	22	21	20	20	21

Performance certified is for installation type A: Free inlet, Free outlet. Power rating (BHP) does not include transmission losses. Performance ratings include the effects of a birdscreen. The sound ratings shown are loudness values in hemispherical sones at 5 ft. (1.5 m) in a hemispherical free field calculated per AMCA Standard 301. Values shown are for installation type A: free inlet hemispherical sone levels.

GREENHECK MODEL CUBE-240-LMG134GQD (CENTRIFUGAL ROOF EXHAUSTERS BELT DRIVE)

MODEL CUBE-240-LMG134GQD
Greenheck Roof Exhausters

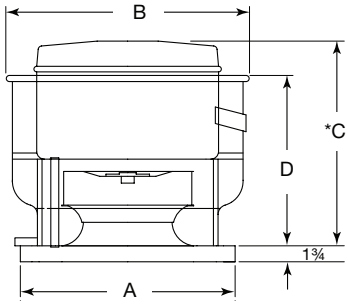

A	B	C*	D	Damper Size	Roof Opening
34	42 ¾	33 ⅞	28 ½	24 × 24	26 ½ × 26 ½

*May be greater depending on motor

MAXIMUM BHP AT A GIVEN RPM = $(RPM/725)^3$
MAXIMUM RPM = 1140
TIP SPEED (ft/min) = RPM x 6.413
MAXIMUM MOTOR FRAME SIZE = 184T
AVERAGE DISCHARGE VELOCITY (FPM) = CFM/3.76

Motor HP Belt	Fan RPM		Static Pressure in Inches wg									
			0.000	0.125	0.250	0.375	0.500	0.625	0.750	1.000	1.250	1.500
1/4	410	CFM	3717	3170	2471							
		BHP	0.16	0.18	0.18							
		Sones	6.4	5.8	5.3							
1/3	510	CFM	4623	4243	3717	3134						
		BHP	0.31	0.33	0.34	0.34						
		Sones	8.9	8.1	7.3	6.9						
1/2	585	CFM	5303	4961	4540	4093	3565					
		BHP	0.46	0.49	0.51	0.52	0.51					
		Sones	11.5	10.5	9.5	8.8	8.4					
3/4	628	CFM	5693	5368	5010	4590	4141	3600				
		BHP	0.57	0.61	0.63	0.64	0.65	0.63				
		Sones	12.9	11.9	11.1	10.4	9.8	9.4				
	670	CFM	6074	5763	5461	5052	4659	4202	3524			
		BHP	0.69	0.74	0.76	0.78	0.79	0.78	0.73			
		Sones	14.3	13.4	12.8	12.2	11.5	11.0	10.6			
1	735	CFM	6663	6370	6133	5764	5409	5037	4618			
		BHP	0.92	0.97	0.99	1.01	1.03	1.04	1.03			
		Sones	16.6	15.9	15.5	15.1	14.6	13.9	13.4			
1 1/2	790	CFM	7162	6883	6661	6361	6011	5693	5332	4453		
		BHP	1.14	1.20	1.22	1.25	1.27	1.28	1.29	1.24		
		Sones	18.2	17.5	17.2	16.8	16.3	15.7	15.0	14.3		
	845	CFM	7660	7400	7184	6947	6615	6304	6002	5282		
		BHP	1.39	1.46	1.49	1.51	1.54	1.56	1.57	1.56		
		Sones	19.6	19.0	18.6	18.2	17.6	17.0	16.4	15.4		
2	860	CFM	7796	7540	7326	7106	6779	6468	6176	5483	4363	
		BHP	1.47	1.54	1.57	1.59	1.62	1.64	1.66	1.65	1.52	
		Sones	20	19.8	19.4	19.0	18.4	17.8	17.2	16.2	15.9	
	930	CFM	8431	8194	7985	7798	7536	7233	6953	6375	5706	4324
		BHP	1.86	1.93	1.98	2.00	2.03	2.06	2.08	2.10	2.07	1.83
		Sones	24	23	23	22	22	21	19.9	18.7	17.8	17.9
	1140	CFM	10335	10142	9948	9789	9637	9484	9240	8747	8306	7820
		BHP	3.42	3.51	3.60	3.64	3.67	3.70	3.74	3.81	3.85	3.87
		Sones	40	40	40	41	40	39	37	33	30	29

Performance certified is for installation type A: Free inlet, Free outlet. Power rating (BHP) does not include transmission losses. Performance ratings include the effects of a birdscreen. The sound ratings shown are loudness values in hemispherical sones at 5 ft. (1.5 m) in a hemispherical free field calculated per AMCA Standard 301. Values shown are for installation type A: free inlet hemispherical sone levels.

GREENHECK CSP A110-A780 - GREENHECK CEILING EXHAUST FANS

CSP A110-A780
Greenheck Cabinet Inline Exhaust Fans

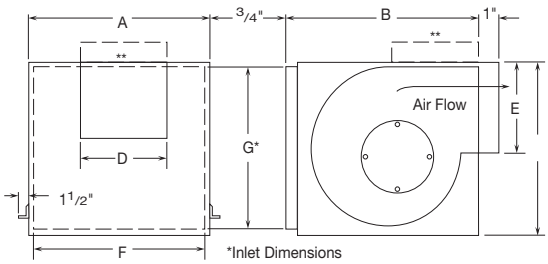

*Inlet Dimensions
**Optional Discharge Position

Dimensions (inches)

Model	A	B	C	D	E	Grille Size	Wt. (Lbs)
A110, A125	13 1/4	10 5/8	9	8	6	14 3/4 x 12 3/4	16
A200, A390	14	11 7/8	11 1/4	8	8	14 3/4 x 12 3/4	23
A410, A510	18	14 3/8	14 1/2	8	8	19 3/8 x 16 3/8	36
A700	23 5/8	11 5/8	11 5/8	19 1/2	8		34
A710, A780	18	14 3/8	14 1/2	10	8	19 3/8 x 16 3/8	36

- For complete dimensional information, see submittal drawings.

Performance Data

Model	RPM	Amps	Watts (Input)	CFM / Static Pressure in inches of W.G.								
					0.000	0.100	0.125	0.250	0.375	0.500	0.625	0.750
CSP-A110	950	0.62	51	CFM	125	110	102	77	-	-	-	-
				Sones	1.1	1.1	1.3	1.3	-	-	-	-
CSP-A125	1100	0.63	55	CFM	138		124	113	91	-	-	-
				Sones	1.4		1.3	1.4	1.7	-	-	-
CSP-A200	900	0.43	48	CFM	254	230	225	203	117	145	109	70
				Sones	0.8	0.7	0.8	1.3	1.5	1.9	2.2	2.1
CSP-A250	1000	0.79	83	CFM	266	246	241	221	205	187	165	132
				Sones	1.3	1.5	1.5	2.3	3.3	3.4	3.2	3.0
CSP-A390	1350	1.33	144	CFM	412	400	397	382	363	339	324	309
				Sones	2.8	2.7	2.8	3.2	3.7	4.7	5.5	6.5
CSP-A410	1000	1.87	139	CFM	447	411	403	364	316	214	-	-
				Sones	2.2	2.1	2.2	2.5	2.7	3.1	-	-
CSP-A510	1070	3.11	217	CFM	545	514	506	464	405	324	-	-
				Sones	3.1	2.9	2.8	2.8	2.7	3.1	-	-
CSP-A700	1100	3.20	350	CFM	766		739	739	726	702		635
				Sones	2.6		2.4	2.4	2.5	2.6		3.0
CSP-A710	1080	4.40	325	CFM	737	698	688	635	566	474	334	-
				Sones	3.2	3.3	3.2	3.3	2.7	2.5	2.7	-
CSP-A780	1600	3.77	405	CFM	813	783	776	741	707	671	637	603

PERFORMANCE NOTES:

Performance shown is for Model CSP inline installation type B: free inlet, ducted outlet. Performance ratings include the effects of an inlet duct and backdraft damper in the airstream. Speed (RPM) shown is nominal. Performance is based on actual speed of test.

The sound ratings shown are loudness values in fan sones at 5 ft. (1.5m) in a hemispherical free field calculated per AMCA Standard 301. Values are for installation type B: free inlet sone levels. The AMCA Certified Ratings Sound Seal applies to sone ratings only.

c UL ® cUL/UL 705 US LISTED

amca CERTIFIED RATINGS sound AIR PERFORMANCE AIR MOVEMENT AND CONTROL ASSOCIATION, INC.

Greenheck Fan Corporation certifies that the G models shown herein are licensed to bear the AMCA Seal. The ratings shown are based on tests made in accordance with AMCA Standard 210 and AMCA Standard 300 and comply with the requirements of the AMCA Certified Ratings program.
The sound ratings shown were obtained in accordance with AMCA Standard 300 fig. 2. Loudness values in sones at a distance of 5 feet were calculated in accordance with AMCA Standard 301. The AMCA Certified Ratings Sound Seal applies to sone ratings only.

GREENHECK CSP-A900-A2150 - GREENHECK CEILING EXHAUST FANS

CSP-A900-A2150
Greenheck Cabinet Inline Exhaust Fans

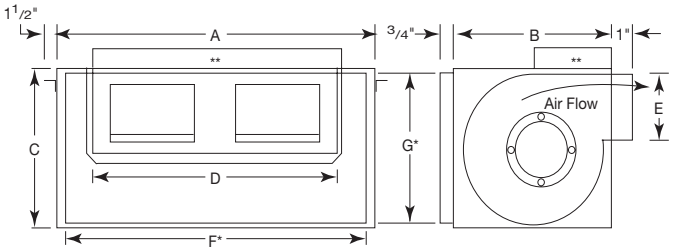

Dimensions (inches)

Model	A	B	C	D	E	F	G	Wt. (Lbs)
A900,A1050 A1410, A1550	23 3/4	14 3/8	14 1/2	17 7/16	8	22 5/8	13 1/4	59
A1750, A2150	35	14 ¾	14 ¾	28	6	32 ¾	13	68

- For complete dimensional information, see submittal drawings.

Performance Data

Model	RPM	Amps	Watts (Input)	CFM / Static Pressure in inches of W.G.								
					0.000	0.100	0.125	0.250	0.375	0.500	0.625	0.750
CSP-A900	950	4.87	328	CFM	908	852	840	782	714	631	-	-
				Sones	3.7	3.8	3.8	4.0	4.0	4.1	-	-
CSP-A1050	1095	6.65	455	CFM	1182	110	1093	1013	922	832	743	-
				Sones	6.3	6.1	5.9	5.8	6.0	6.0	5.5	-
CSP-A1410	1450	7.80	822	CFM	1584	1543	1533	1483	1439	1395	1345	1293
				Sones	6.3	6.2	6.2	6.3	6.5	6.8	7.2	7.6
CSP-A1550	1610	8.32	830	CFM	1672	1617	1604	1542	1484	1427	1367	1306
				Sones	8.6	8.2	8.5	8.4	8.5	8.5	8.5	8.5
CSP-A1750	1325	10.30	1153	CFM	2012	1954	1943	1871	1805	1738	1669	1593
				SONES	3.0	3.0	3.0	3.0	3.0	3.5	3.5	4.0
CSP-A2150	790	11.55	1285	CFM	2167	2110	2082	2014	1693	1915	1853	1783
				SONES	3.0	3.0	3.0	3.0	3.0	3.5	3.5	4.0

PERFORMANCE NOTES:

Performance shown is for Model CSP inline installation type B: free inlet, ducted outlet. Performance ratings include the effects of an inlet duct and backdraft damper in the airstream. Speed (RPM) shown is nominal. Performance is based on actual speed of test.

The sound ratings shown are loudness values in fan sones at 5 ft. (1.5m) in a hemispherical free field calculated per AMCA Standard 301. Values are for installation type B: free inlet sone levels. The AMCA Certified Ratings Sound Seal applies to sone ratings only.

c UL ® cUL/UL 705 US LISTED

amca CERTIFIED RATINGS SOUND AIR PERFORMANCE AIR MOVEMENT AND CONTROL ASSOCIATION, INC.

Greenheck Fan Corporation certifies that the G models shown herein are licensed to bear the AMCA Seal. The ratings shown are based on tests made in accordance with AMCA Standard 210 and AMCA Standard 300 and comply with the requirements of the AMCA Certified Ratings program.
The sound ratings shown were obtained in accordance with AMCA Standard 300 fig. 2. Loudness values in sones at a distance of 5 feet were calculated in accordance with AMCA Standard 301. The AMCA Certified Ratings Sound Seal applies to sone ratings only.

GREENHECK SP-B SERIES B-110-B150 - GREENHECK CEILING EXHAUST FANS



SP-B SERIES B110-B150
Greenheck Ceiling Exhaust Fans

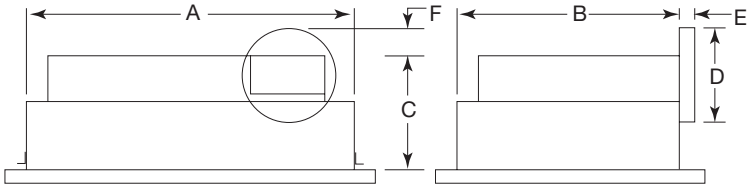

Dimensions (Inches)

MODEL	A	B	C	D	E	F	Grille Size	Wt. (Lbs)
B110, B150	13 7/8	11 1/2	8 1/8	6	1 1/4	1 1/2	14 3/4 x12 3/4	10

- For complete dimensional information, see submittal drawings.

Performance Data

Model	RPM	Amps	Watts (Input)	CFM / Static Pressure in inches of W.G.								
					0.000	0.100	0.125	0.250	0.375	0.500	0.625	0.750
SP-B110	950	1.14	80	CFM	133	114	110	98	95	95	92	85
				Sones	2.0	2.1	2.2	2.3	2.7	2.7	3.7	4.4
SP-B150	1050	1.70	129	CFM	166	154	153	152	150	150	148	138
				Sones	3.0	3.2	3.3	3.6	4.3	4.5	4.9	5.3

*Inlet Dimensions **Optional Discharge Position

c UL ® cUL/UL 705 US LISTED

amca CERTIFIED RATINGS SOUND AIR PERFORMANCE AIR MOVEMENT AND CONTROL ASSOCIATION, INC.

Greenheck Fan Corporation certifies that the G models shown herein are licensed to bear the AMCA Seal. The ratings shown are based on tests made in accordance with AMCA Standard 210 and AMCA Standard 300 and comply with the requirements of the AMCA Certified Ratings program.
The sound ratings shown were obtained in accordance with AMCA Standard 300 fig. 2. Loudness values in sones at a distance of 5 feet were calculated in accordance with AMCA Standard 301. The AMCA Certified Ratings Sound Seal applies to sone ratings only.

GREENHECK SP-A SERIES A110-A1550 - GREENHECK CEILING EXHAUST FANS

SP-A SERIES A110-A1550
Greenheck Ceiling Exhaust Fans

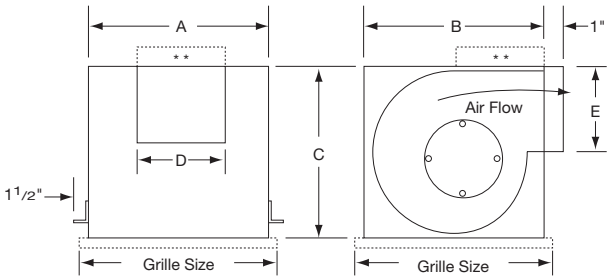

cUL/UL 705
US LISTED

Dimensions (inches)

Model	A	B	C	D	E	Grille Size	Wt. (Lbs)
A110,A125	13 3/4	10 5/8	9	8	6	14 7/8 x 13 1/4	17
A200, A250, A390	14	11 7/8	11 1/2	8	8	14 3/4 x 13¼	24
A410, A510	18	14 3/8	14 1/2	8	8	19 3/8 x 16 3/8	31
A700	23 5/8	11 5/8	11 5/8	19 ½	8	25 1/8 x 13 ½	34
A710, A780	18	14 3/8	14 1/2	10	8	19 3/8 x 16 3/8	34
A900,A1050, A1410, A1550	23 3/4	14 3/8	14½	17 7/16	8	25 x 16 3/8	56

- For complete dimensional information, see submittal drawings.

Performance Data

Model	RPM	Amps	Watts (Input)	CFM / Static Pressure in inches of W.G.								
					0.000	0.100	0.125	0.250	0.375	0.500	0.625	0.750
SP-A110	950	0.58	49	CFM	119	110	106	88	-	-	-	-
				Sones	1.3	1.2	1.2	1.6	-	-	-	-
SP-A125	1100	0.62	53	CFM	135	123	121	104	-	-	-	-
				Sones	1.4	1.7	1.8	1.9	-	-	-	-
SP-A200	900	0.43	48	CFM	247	225	220	196	172	142	105	67
				Sones	2.0	2.3	2.4	3.0	3.5	4.1	4.6	4.5
SP-A250	1000	0.77	83	CFM	272	251	246	227	210	185	157	119
				Sones	2.9	3.0	3.0	3.4	4.4	4.6	4.9	5.2
SP-A390	1350	1.34	135	CFM	410	395	391	368	345	325	307	279
				Sones	5.4	5.4	5.4	5.7	6.0	6.3	6.4	6.7
SP-A410	1000	1.74	121	CFM	443	413	405	351	305	109	-	-
				Sones	4.1	3.8	3.7	3.7	4.3	3.7	-	-
SP-A510	1070	3.30	224	CFM	557	512	501	439	392	325	-	-
				Sones	6.0	5.7	5.6	5.5	5.4	4.7	-	-
SP-A700	1015	2.98	351	CFM	790	762	753	728	701	659	621	547
				Sones	7.0	7.0	7.0	7.0	7.0	7.0	7.0	7.0
SP-A710	1080	4.40	285	CFM	752	714	701	653	588	485	320	-
				Sones	7.4	7.2	7.2	7.0	6.8	6.7	6.5	-
SP-A780	1600	3.30	348	CFM	812	782	775	741	704	665	625	581
				Sones	10.2	10.2	10.2	9.9	9.5	9.5	9.4	9.4
SP-A900	950	4.00	285	CFM	995	907	896	941	773	701	-	-
				Sones	5.2	5.7	5.8	6.1	6.2	6.2	-	-
SP-A1050	1095	6.30	420	CFM	1125	1059	1043	964	885	796	662	-
				Sones	7.2	7.0	6.9	6.8	6.6	6.5	6.5	-

GREENHECK CSP-A SERIES A390-VG – A710-VG - GREENHECK CEILING EXHAUST FANS

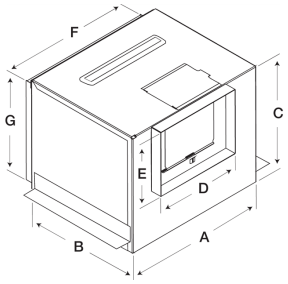

Model CSP-A SERIES A390-VG – A710-VG
Greenheck Ceiling Exhaust Fans

Dimensions (Inches)

MODEL	A	B	C	D	E	F	G
A390-VG	14	11 7/8	11 1/4	8	8	12 7/8	10
A510-VG	18	14 3/8	14 1/2	8	8	16 7/8	13 1/4
A710-VG	18	14 3/8	14 1/2	10	8	16 7/8	13 1/4

Performance Data

Model	Energy Star®	Control Voltage	RPM	AMPS*	Max Input Watts*		0	0.1	0.125	0.25	0.375	0.5	0.625	0.75	0.875	1.0
CSP-A390-VG	*	6	870	0.66	42	CFM	270	244	239	212	191	164	137	104	78	57
						Sones	0.3	<0.3	0.3	0.6	0.7	1.1	1.4	2.0	2.0	2.5
						Watts*	22.8	25.0	25.2	27.0	29.8	33.4	36.3	39.6	40.6	42.2
		10	1260	1.45	98	CFM	417	400	395	369	350	335	322	307	290	271
						Sones	1.2	1.3	2.0	1.3	0.9	1.4	2.0	2.5	3.0	3.0
						Watts*	77.1	79.3	80.3	82.9	83.5	86.8	89.6	93.1	94.9	97.7
CSP-A510-VG			850	0.86	55	CFM	428	358	338	238	-	-	-	-	-	-
						Sones	0.8	0.6	0.5	0.3	-	-	-	-	-	-
						Watts*	54.8	48.9	47.0	35.8	-	-	-	-	-	-
			1275	2.40	160	CFM	621	590	583	540	479	414	328	-	-	-
						Sones	1.5	1.4	1.4	1.3	1.2	1.5	2.0	-	-	-
						Watts*	154.4	159.6	160.1	156.1	140.7	123.1	99.0	-	-	-
CSP-A710-VG			925	1.08	68	CFM	470	415	405	322	-	-	-	-	-	-
						Sones	0.6	0.4	0.4	0.4	-	-	-	-	-	-
						Watts*	67.8	61.2	60.6	49.0	-	-	-	-	-	-
			1450	3.51	236	CFM	730	699	690	654	622	574	514	446	349	-
						Sones	2.0	2.0	2.0	2.0	2.0	2.0	2.5	3.0	3.0	-
						Watts*	236.0	234.2	231.4	223.1	218.9	200.8	180.0	156.8	119.9	-

*Amp and Watt draw is approximate and may vary based on motor manufacturer. Performance is for 115V.

GREENHECK CSP - A1050-VG - GREENHECK CEILING EXHAUST FANS

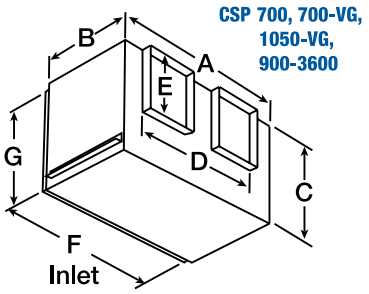

Model CSP-A1050-VG
Greenheck Ceiling Exhaust Fan

Dimensions (Inches)

A	B	C	D	E	F	G	Unit Weight (lbs)
23 ¾	14 ⅜	14 ½	6	17 7/16	22 ⅝	13 ¼	59

Performance Data

Model	Control Voltage	RPM	AMPS*	Max Input Watts*		0	0.1	0.125	0.25	0.375	0.5	0.625	0.75	0.875	1.0
CSP-A1050-VG	6	1050	1.90	115	CFM	805	754	741	689	642	597	547	-	-	-
					Sones	<0.3	<0.3	<0.3	0.4	0.5	1.0	1.5	-	-	-
					Watts	70.8	85.2	85.0	91.4	97.4	105.5	114.9	-	-	-
	10	1225	3.85	241	CFM	1131	1105	1092	1047	998	900	758	-	-	-
					Sones	1.0	0.9	0.9	1.0	1.2	1.3	1.4	-	-	-
					Watts	220.7	231.5	231.5	239.7	239.9	216.7	173.9	-	-	-

GREENHECK SP-A SERIES A390-VG – A710-VG - GREENHECK CEILING EXHAUST FAN

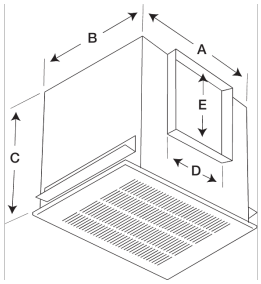

Model SP-A SERIES A390-VG – A710-VG
Greenheck Ceiling Exhaust Fan

Dimensions (Inches)

MODEL	A	B	C	D	E	Grille	Unit Weight (lbs)
A390-VG	14	11 7/8	11 1/4	8	8	14 7/8 x 13 1/4	24
A510-VG	18	14 3/8	14 1/2	8	8	19 3/8 x 16 3/8	31
A710-VG	18	14 3/8	14 1/2	8	8	19 3/8 x 16 3/8	31

Performance Data

Model	Control Voltage	RPM	AMPS*	Max Input Watts*		0	0.1	0.125	0.25	0.375	0.5	0.625	0.75	0.875	1.0
SP-A390-VG	6	935	0.70	47	CFM	276	251	248	233	215	196	173	146	120	93
					Sones	2.0	2.0	2.0	2.5	3.0	3.5	4.0	5.0	6.0	6.0
	10	1340	1.46	100	CFM	410	395	390	370	361	349	338	325	307	294
					Sones	5.0	5.0	5.0	5.0	5.0	6.0	6.5	7.0	7.0	7.0
SP-A510-VG		850	0.75	49.1	CFM	399	354	341	255	-	-	-	-	-	-
					Sones	4.5	4.0	4.0	3.5	-	-	-	-	-	-
		1275	2.4	155	CFM	604	583	576	540	495	443	377	-	-	-
					Sones	8.0	8.0	8.0	7.5	7.0	7.0	6.5	-	-	-
SP-A710-VG		925	0.96	60.4	CFM	441	410	397	327	-	-	-	-	-	-
					Sones	4.5	4.5	4.0	4.0	-	-	-	-	-	-
		1450	3.39	230	CFM	709	685	677	656	621	580	534	483	399	-
					Sones	9.5	9.5	9.0	9.0	9.0	8.5	8.5	8.0	8.0	-

*Amp and Watt draw is approximate and may vary based on motor manufacturer. Performance is for 115V.

GREENHECK SP - A1050-VG - GREENHECK CEILING EXHAUST FANS

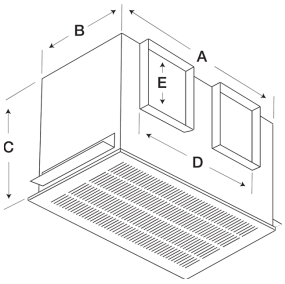

Model SP-A1050
Greenheck Ceiling Exhaust Fan

Dimensions (Inches)

A	B	C	D	E	Grille Size	Unit Weight (lbs)
23 ¾	14 ⅜	14 ½	18 ¾	8	25 x 16 ⅜	56

Performance Data

Model	Control Voltage	RPM	AMPS*	Max Input Watts*		0	0.1	0.125	0.25	0.375	0.5
SP-A1050-VG	6	1050	1.94	120	CFM	838	789	779	735	685	632
					Sones	4.0	4.0	4.0	4.0	4.0	4.5
	10	1225	3.75	240	CFM	1162	1106	1092	1023	944	831
					Sones	7.5	7.0	7.0	7.0	6.5	6.0

GREENHECK VG ADDED PARTS & ACCESSORIES

Product 385253
Greenheck Vari-Green Control Transformer, 85V-277V

Product 385806
Greenheck Plug-in Dial for Vari-Green Motor

Product 385611
Greenheck Vari-Green Dial on Fan Control

Product 867008
Greenheck Remote Dial Speed Control, for use with
Vari-Green motors

Product 867009
Vari-Green Transformer Retrofit Kit
Includes 0-10V harness Fasteners Mounting brackets
Vari-Green transformer

Product 385822
Vari-Green 0-10V Harness, 9 Pin, 2-Wire, 36 Inch

GRIPPLE PARTS & ACCESSORIES

GRIP-XP2-LG-10FT/15FT

Gripple Duct Hanger Loop

GRIP-XP2-EYQG-10FT/15FT

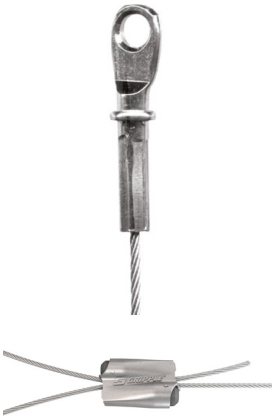

Gripple Duct Hanger Eyelet

GRIP-XP2-EY90QG-10FT/15FT

Gripple Duct Hanger 90 Eyelet

GRIP-GS10-10E4-R4-2P



Gripple 350 lbs Seismic Kit

GRIP-GS12-10E4-R4-2P



Gripple 1050 lbs Seismic Kit

GRIP-GS19-10E4-R5-2P



Gripple 2100 lbs Seismic Kit

Panasonic WHISPER CEILING SERIES - CEILING MOUNTED VENTILATION FANS

FEATURES:

- Built-in weighted back draft damper
- Low profile, contemporary grille design
- Thermal fuse protection
- Double Hanger Bar for
- Easy Installation
- UL listed for Tub/Shower

Model FV-0511VKS2

Specifications	WhisperGreen Select™: FV-05-11VKS1																	
Static pressure in inches w. g.	0.1	0.25	0.1	0.25	0.1	0.25	0.1	0.25	0.1	0.25	0.1	0.25	0.1	0.25	0.1	0.25	0.1	0.25
Air Volume (CFM)	110	113	100	106	90	80	70	71	60	66	50	53	40	43	30	33	30	33
Noise (sones)	<0.3	0.8	<0.3	0.7	<0.3	0.6	<0.3	0.4	<0.3	0.4	<0.3	0.3	<0.3	0.3	<0.3	<0.3	<0.3	<0.3
Power Consumption (Watts)	9.8	16.1	8.0	14.0	6.5	11.7	5.5	10.2	4.3	8.6	3.6	7.8	3.5	7.0	2.7	5.7	2.4	5.0
Energy Efficiency (CFMs/Watt)	11.5	7.2	13.0	7.9	14.5	8.5	15.3	8.4	17.2	8.7	17.5	8.8	15.1	8.1	16.3	8.2	14.2	7.6
Speed (RPM)	931	1205	895	1179	852	1146	814	1131	772	1112	750	1107	747	1072	731	1073	718	1062
Current (amps)	0.10	0.16	0.09	0.14	0.07	0.12	0.06	0.10	0.05	0.09	0.04	0.08	0.04	0.07	0.08	0.06	0.03	0.06
"MAX Current (amps)"	0.27																	
Power Rating (V/Hz)	120/60																	
ENERGY STAR rated	Yes																	

NOTE: 0.25" w.g. = Installed Performance

Model FV-0510VS1

Specifications: WhisperValueDC FV-0510VS1		4" Oval		4" Oval		4" Oval	
Ventilation Fan Characteristics (HVI Certified Data)	Static pressure in inches w. g.	0.1	0.25	0.1	0.25	0.1	0.25
	Air Volume (CFM)	100	100	80	81	50	53
	Noise (sones)	0.9	1.3	0.4	0.8	<0.3	0.5
	Power Consumption (Watts)	11.1	16.0	7.2	11.5	4.4	7.5
	Energy Efficiency (CFMs/Watt)	9.2	6.4	1.4	7.2	12.8	7.9
	Speed (RPM)	902	1121	797	1070	708	1025
	Current (amps)	0.20	0.27	0.13	0.20	0.09	0.14
	"MAX Current (amps)"	0.39					
	Power Rating (V/Hz)	120/60					
	ENERGY STAR rated	Yes					

NOTE: 0.25" w.g. = Installed Performance

NOTE: Scenes were measured at factory test facility in a sound-proof room at section side from a distance of 1.5 meters.

Replacement Grilles FVGL3TDA

Characteristics	FV-GL3TDA
Grille Size (Inches sq.)	13
Shipping Gross Weight (lbs)	1.1
Trend Style Category	Traditional
Material	ABS
UL Approved[1]	Yes
HVI Certified[1]	Yes
Mfg. in ISO 9001 Certified Facility	Yes

[1] Approved with applicable models.

ORTECH VENTILATION FANS

SDF200

Inches w.g.	CFM
0.1"	206
0.2"	203
0.3"	196
0.4"	190
0.5"	183
0.6"	176
0.7"	168
0.8"	160
0.9"	153
1.0"	144
Amps (FLA)	0.9
Fan Speed (RPM)	2600
Sone	2.5

AS-10

Model	Time Delay	Output	Switch V	Switch I	Leakage	Input I Min	Input I
AS-10	10 Minutes	TRIAC	120V AC	2.5 Amps	<1 mA	~1 Amp	50 Amps

LINT TRAP-DS

Secondary Dryer Lint Trap used when installing a dryer booster fan less than the recommended distance of 15 feet from the back of the dryer.

ORTECH ORTECH ODDSS-100-3 FAN

HIGHLIGHTS

- Low speed (30 CFM) is optional
- Built-in delay up to 30 minutes timer
- ETL evaluated and conforms to UL and cUL safety standards
- Low speed runs continuously (adjustable from 30 CFM to max CFM)
- Very quiet three speeds DC motor fan for ceiling or wall mounted hold

Model	ODDSS-100-3					
Static Pressure in in. w.g.	0.1	0.25	0.1	0.25	0.1	0.25
Air Volume (CFM)	50	50	80	80	100	100
Noise (sones)	0.6	N/A	1.0	N/A	1.2	N/A
Fan Watts	3.7W	6.5W	6.7W	10W	10.2W	14.4W
Duct Diameter	4"					
Power Rating	120/60					

* Housing Size: 10-1/4" x 10-1/4" x 3-3/8" (260 mm x 260 mm x 86 mm)
* Grille Dimensions: 13-3/4" x 13" (349 mm x 330 mm)

UBS INDUSTRIES BOX SPRING ISOLATORS

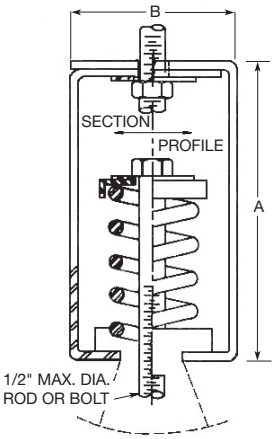

SSH
Box Spring Isolator for 1 Inch Deflection

Model Number	Spring Rate LBS.	Load @ 1" Defl. LBS.	Solid Load LBS.	Solid Defl. IN.	Color Code	Dimensions "A x B" inches
SSH - 15	15	15	28.7	1.9	GREY	5.0 x 2.50
SSH - 30	30	30	48.7	1.6	YELLOW	As above
SSH - 60	60	60	90.0	1.5	RED	As above
SSH - 100	100	100	157.2	1.6	BLUE	As above
SSH - 150	150	150	240.5	1.6	BLACK	As above
SSH - 200	200	200	276.2	1.4	WHITE	As above
SSH - 300	300	300	334.2	1.1	GREEN	As above

Note: Nuts, Bolts, Robs furnished by others.

- Heavy duty 14 GA galv hanger box
- Color coded springs for identification
- EPDM / Neoprene cup to prevent metal to metal contact
- 30 degree swing

UBS INDUSTRIES HANGING VIBRATION ISOLATORS

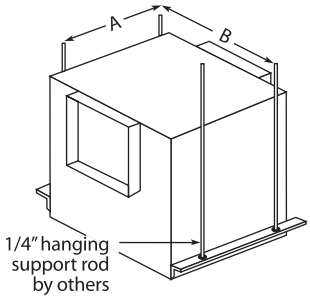



CK
Hanging Vibration Isolators

Unit Sizes	B110-200	A100-190	A250-390	A410-780	A900-1500	A1750
A	$4^{1}/_{2}$	$5^{1}/_{2}$	$6^{3}/_{4}$	$9^{1}/_{4}$	$9^{1}/_{4}$	$9^{1}/_{4}$
B	$11^{5}/_{8}$	$14^{5}/_{8}$	$15^{1}/_{2}$	$19^{5}/_{8}$	$25^{3}/_{8}$	$36^{3}/_{4}$

Hanging Vibrstion Isolator features:

Vibration isolator kits are available for suspended installations. Kits include all hardware necessary to mount one unit, with the exception of 1/4" threaded rod supplied by others. Fan mounting brackets include pre-punched holes for ease of installation.

UBS INDUSTRIES ISOLATOR/RESTRAINTS

LIGHT WEIGHT HANGER
CH-E21 - E415

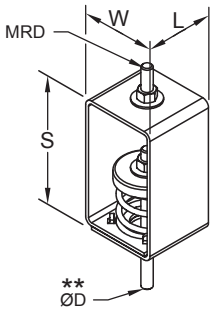

CH-E21 - E415
Light Weight Hanger

Sizes		
E55	E143	E318
E79	E187	E415
E106	E244	E500

CH Max. Load (lbs)	Dimensions (Inches) S	W	L	MRD	¢D
E 21	4-3/4	2-3/4	2-1/2	1/2	3/8
E 55					
E 79					
E 106					
E 143					1/2

The pre-compression rod is furnished with units which have the "R" option (specify Rod Dia) this rod will extend about 3" below the bottom of the hanger housing.

Maximum Rod Diameter (MRD) Rod, nuts and washers are by others.

Minimum Additional Travel 50% of required deflection at rated load.

ORTECH PROGRAMMABLE SWITCHES

HET01-R
15A Programmable 7 Day Digital Timer
With Daylight Saving Feature

KEY FEATURES

- Large digital LCD display
- Both automatic / manual operation possible
- Built-in memory holds settings indefinitely without power

SPECIFICATIONS

Output	120V AC
Frequency	60Hz
Tungsten Roting	1200W
Resistive Rating	1800W 15A
Motor Load	1/4 HP
Operating Temperature	O°C - +55°C

ORTECH SENSORS

DWOS
12 amps Passive Infrared Sensor with ambient light level sensor

KEY FEATURES

- Has one relay (equal to single pole switch)
- Can turn a load on and hold it as long as the sensor detects occupancy
- After no motion is detected for the set time delay, the load turns off automatically
- Detects difference between heat emitted from human body in motion & background space

SPECIFICATIONS

Capacity Level	120V AC /60Hz
Tungsten	800W
Ballast	800VA
Resistive	12A
Motor	1/4HP
Time Delay	15 sec ~ 30 min
Light Level	30 Lux — Daylight
Operating Temperature	0°C ~ +55°C

ORTECH MOTOR AND FAN CONTROLLERS

Fan Speed Control

Speed controls are available in two models for use with shaded pole and open permanent split capacitor motors in 115 volt single phase only.

Model 5W - For applications up to 5.0 amps.
Requires 2 x 4 handy box by others.

Model 10W - For applications up to 10.0 amps.
Requires 4 x 4 handy box by others.

BROAN NuTone CONTROLS & ELECTRICAL

DD500W
Broan-NuTone® Digital Dehumidistat White

- Turn any ordinary fan into a humidity sensing fan – reduces mold and improves air quality
- Precision control with a user adjustable knob that allows you to set at what humidity level you want the fan to start running at
- Allows for continuous ventilation to meet code requirements in certain markets
- LED lights indicate whether or not the fan is running
- Bright, white color fits any modern décor
- Switch fits in a single gang box for ease of install
- Rated for 120V at 60Hz, max of 9 amps/switch

CANARM® DC INDUSTRIAL FAN WALL CONTROL

RREM-DCQ014-W
Industrial Fan Wall Control

Wall control for use with DC industrial fans CP48D, CP48DW, CP56D, CP56DW, CP60D, CP60DW, 3 amps, 5 fans per control.

CANARM® DC INDUSTRIAL FAN

CP56D11N
DC Industrial Fan

Ideally suited for circulating air in Industrial and Commercial Applications. 5 speed with forward and reverse, downrod mount, extremely quiet.

SPECIFICATIONS

Size	56”
Finish	White
Blades	3 white metal straight blades
Downrod	16” x 1” OD
Forward and reverse	Yes
DC Motor	145mm x 15mm
Voltage	0.6 amps, 120 volt, 60 hz, 288 rpm
Speed	CFM: 8449, CFM/W: 244
Lead wires	14”
Fan height from ceiling	27”

Requires wall control #RREM-DCQ014-W to operate, sold separately.

ORTECH BDA ROUND BACKDRAFT DAMPERS

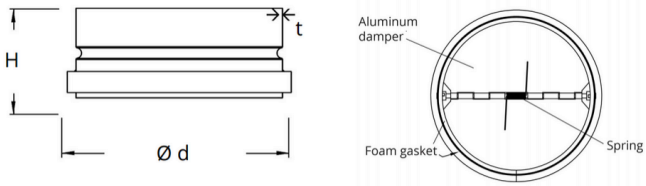

BDA Round Backdraft Dampers

Model	Diameter	Height	Time
BDA 4	3-7/8"	3-7/16"	1/64"
BDA 5	4-7/8"		
BDA 6	5-7/8"		
BDA 8	7-13/16"		
BDA 10	9-13/16"	5-1/16"	
BDA 12	12-3/8"	5-1/16"	

- Steel construction
- Radial horizontal air pattern
- Excellent performance for VAV applications
- B12 White Finish

price ROOM AIR PURIFIER (RAP)

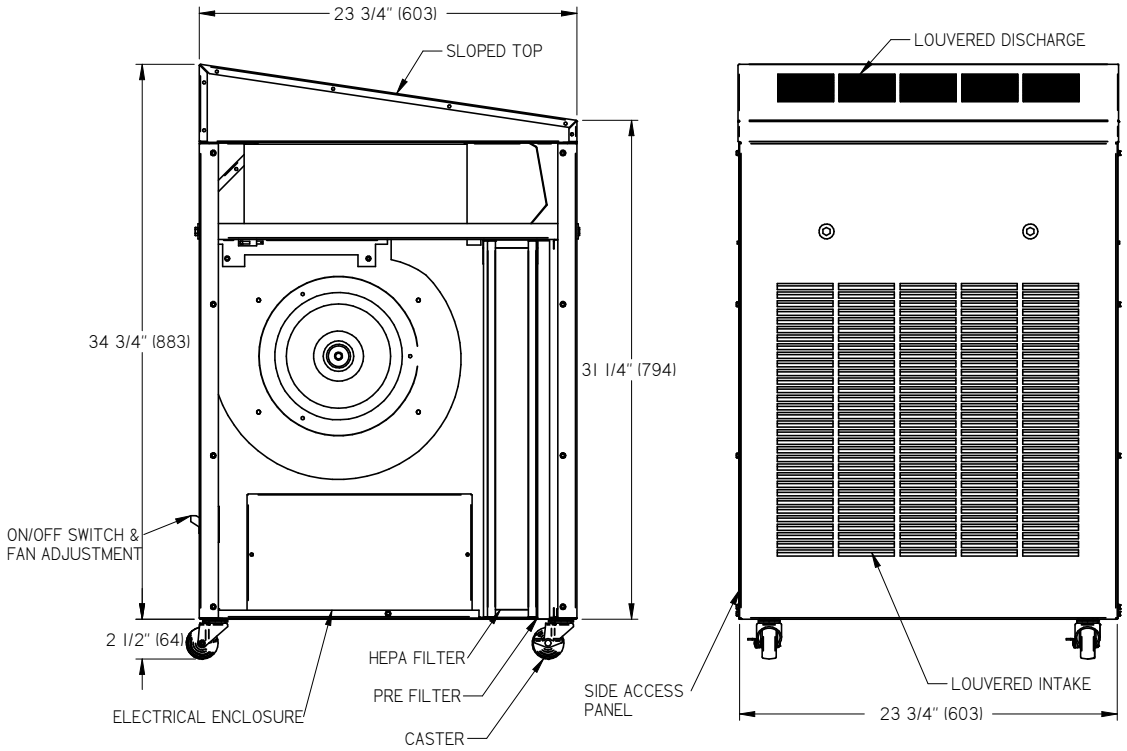

Room Air Purifier 600 CFM HEPA Recirculation Unit

Nominal Airflow (CFM)		ECM H.P	Full Load Amps	Sound (dBA)		Unit Weight (lbs)
Min	Max		115 V	300 CFM	550 CFM	
150	600	1/3	4.6	46	59	125

NOTES:

- 18 Guage Construction
- White Powder Coat Finish, 1000 HR Salt Spray Rated
- Variable Speed EC Motor, 60 Cycle
- 115V Power Cord
- Fan On/Off Switch
- External Fan Adjustment
- Casters Ship Loose
- Assembly Listed Under UL507/CSA 22.2 No.113 & UL867/ CSA 22.2 No.187
- Bipolar Ionizer Meets UL 2998

OPTIONS:

- UV Light
- Bipolar Ionization
- Bipolar Ionization & UV Light

MAX XTR



MAX XTR
Residential Energy Recovery Ventilator (ERV)

The Next Generation of Compact Design & Efficiency

Designed for high-rise condos, apartments and townhomes with limited mechanical space. Low profile, fits in bulkhead and drop ceilings, slim height 10". Ceiling or wall mount. Flexible CFM operational range. 3 High speed selections. Brackets included for easy installation. No drains required. Swing open e-box cover for quick access to circuit board and DIP switches. Convenient hinged door – no screws.

Warranty: Units carry a 5 year warranty on the ERV core and a 5 year replacement

KEY FEATURES

- Auto Balancing
- Fan defrost cycle
- Side port 6" circular duct with balancing ports
- Square ERV core
- Ceiling or wall mounted
- Ideal for condo/apartments
- Mirrored and/or Hard Wired configurations available
- *Fault Indication Display (FID) available for California Title 24 Compliance (*FID Version only)

SPECIFICATIONS

Voltage	120 V
Frequency	1.18 kg / 2.6 lbs
Phase	N/A
Current	2A
Airflow High	184 CFM
Static Pressure	87 in.wg
Weight	42 lb
Drain	No

DXPL03



DXPL03
Digital Wall Control

Lifebreath Digital Wall control features an LCD screen, stylish slim design and five selection modes of operation, simple to program with a touch of a button. Features also include Intuitive Auto Balance, Continuous motor speed adjustment to maintain user defined airflow (CFM), Quick Balance: adjusting only speed 5 will cause all other speeds adjust automatically (All 5 speeds are adjustable), Auto Balance indicator shows when the unit is actively controlling motor speeds, Airflow is continuously measured with differential pressure readings. All the features required for on demand control strategies to maximize comfort and energy savings.

KEY FEATURES

- Auto Balance (on applicable units)
- Five speed fan setting
- Standby setting (fan speed 0)
- Electronic dehumidistat
- 20/40/60 HIGH speed override button
- Compatible with Wireless Timer
- Easy to read back-lit LCD screen
- Slim-line design
- Connect to 3-wire 20 gauge low voltage wire

Air box AIR BOX 1 STEALTH 400 CFM 4" FLANGES CARBON INLINE FILTER

Recommended Airflow	166 @ 0.05 sec contact time
Recommended Minimum Airflow	75 CFM
Recommended CFM	200
Max. CFM	400
Residence Time @ Recommended CFM	0.04
Pressure (W.G.) @ Recommended CFM	0.6 W.G.
Inlet/Outlet size	4"
Compatible FANS	Ruck Classic HO 4" or Ruck Classic HO 6"
Prefilter	No
Number of cartridges	1
Flange	4"
Unit size	8.5" x 12.5" x 24"
Outlet size	4"
Total Weight	18 lbs
Cartridges Size	12" x 20" x 1"
Maximum Operating Temp	176 F
CTC rate	60
Air flow type	Designed to push or pull the Air

Air box AIR BOX 2 STEALTH 800 CFM 6" FLANGES CARBON INLINE FILTER

Recommended Airflow	334 @ 0.05 sec contact time
Recommended Minimum Airflow	400 CFM
Max. CFM	800
Residence Time @ Recommended CFM	0.04
Pressure (W.G.) @ Recommended CFM	0.6 W.G.
Inlet/Outlet size	6"
Compatible FANS	Ruck Classic HO 6" or Ruck 6" Prime Evo
Prefilter	No
Number of cartridges	2
Flange	6"
Unit size	22.5" x 10" x 12"
Outlet size	6"
Total Weight	24 lbs
Cartridges Size	12" x 20" x 1"
Maximum Operating Temp	176 F
CTC rate	60
Air flow type	Designed to push or pull the Air

NOTES:

E.H. PRICE VANCOUVER

100-17717 65A Avenue
Surrey, BC V3S 1Z8
Ph: **604.777.1712** Fax: **604.777.1713**
Email: vancouver@ehpricesales.com
Website: www.ehpricevancouver.com

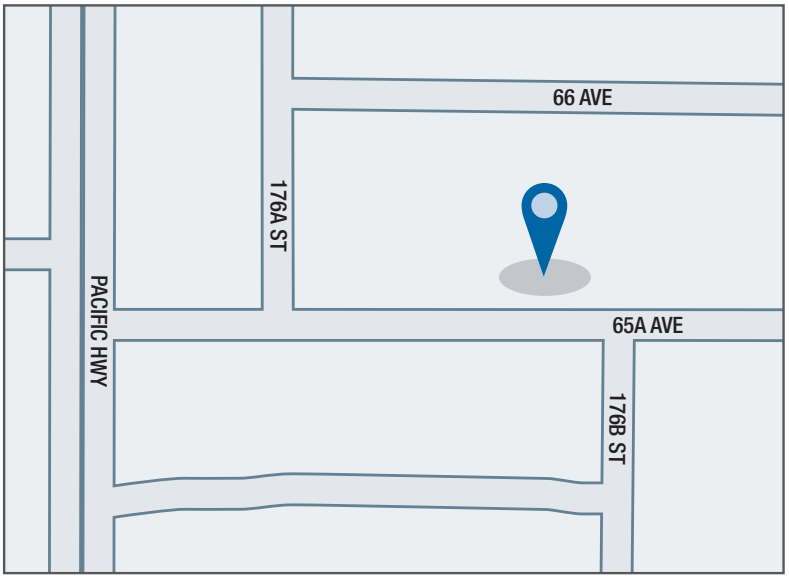

Specifications are subject to change without notice. Consult your E.H. Price sales representative for current specifications or more detailed information.

Warranty: The Company warrants and guarantees that all goods within this brochure that have been manufactured by the Company have been manufactured in accordance with the specifications published herein and will be free from defects in material and workmanship for a period of twelve (12) months from the Bill of Lading issued by the Company. The Company will replace defective product at its option, but will not be responsible for labor or material charges in replacing product or consequential damages. Any installation not conforming with the Company's specifications, manuals, bulletins or instructions or any misuse or any modification not authorized by the Company voids this warranty. This warranty is in lieu of all Provincial, State, and Federal statutory warranties and the conditions herein are in substitution and replacement of which warranties, statutory or otherwise.

e.h.price

First in Quality, **First** in Service

ehpricevancouver.com

E.H. Price Sales, a division of E.H. Price Limited

Lithographed in Canada 2017